

1100-K



- power to lift

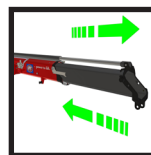


LOADING GROUP HC1/B3		1100-K1	1100-K2	1100-K3	1100-K4	1100-K5
Type				K		
TECHNICAL DATA						
Load moment	tm	10.6	10.2	9.9	9.6	9.3
Hydraulic reach	m	6.1	8.2	10.5	12.7	15.0
Slewing torque	kgm			1325		
Slewing angle	°			420		
Working pressure	bar			300		
Weight excl. stabilizer legs	kg	1105	1230	1340	1435	1520
Weight of stabilizer legs, standard	kg			170		
Pump performance	l/min			40		
Oil tank capacity, separate tank	l			65		
Power consumption	kW			20		
GEOMETRY						
Height above mounting surface	mm			2135		
Width, folded	mm			2350		
Length of crane, no extra valves	mm			747		
Length with 2 extra valves in internal hose reel	m			747		
Dual Power Plus link arm system				Basic		
Over-bending on crane	°			15		
Hook height 1 m from column	m	2.78	2.70	2.60	2.51	2.41
CONTROL MODE						
Manual operation of crane (JS)				Basic		
Manual operation of stabilizer functions				Basic		
Dual control of crane and stabilizer functions				Basic		
Crane operation from stand-up controls				Option		
Operation of the stabilizer legs – up/down from the stand-up platform (HS)				Option		
Radio remote control type RC-h				Option		
CONTROLS						
RCL 5300 Safety System				Basic		
Control valve type (-h) for crane operation				Basic		
Control valve type (-h) for operation of stabilizer legs and beams				Basic		
Full working speed in the entire working area				Basic		
OPTIONS: HYDRAULIC EQUIPMENT						
Oil cooler				Option		
High-pressure filter				Option		
Hydraulically extensible stabilizer beam				Option		
Multi-coupling for extra valves in hose guides				Option		
Extra valves in hose guides				Option		
Extra valves in hose reels internally in the jib extensions				Option		
2 or 4 available functions for operating the separate traverse				Option		
Biodegradable oil				Option		
74 l oil tank mounted on the crane				Option		
OTHER EQUIPMENT						
Number of manual extensions		1100-K1	1100-K2	1100-K3	1100-K4	1100-K5
			1	1	1	1
EVS stability monitoring system for manually operated cranes				Option		
Work light on crane				Option		
Spotlight on crane operated via radio remote control				Option		
RC-h with joystick (J) or linear control (L)				Option		
ECT 5320 remote control of all functions of the RCL box mounted at the stand-up platform (HS)				Option		
Manual swing-up stabilizer leg with gas spring				Option		



Dual link arm system

The HMF dual Power Plus link arm system has an excellent lifting capacity at long reach and in high positions as well as it makes it possible to lift a heavy load close to the column.



Oil regeneration system

A particular hydraulic valve on the hydraulic extensions of the crane optimises the speed of the extension system.



Safety

All HMF cranes are supplied with safety solutions that work with the crane operator to carry out the job safely.



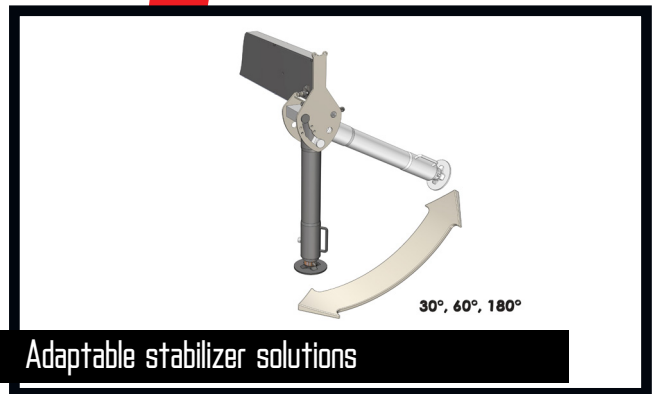
HMF RCL 5300

The system monitors all safety functions and shows the current load moment on the crane.



Stand-up control

With stand-up control, the crane operator has an increased overview of the crane movements. Especially when loading and unloading the platform body with e.g. grab or pallet fork, the crane operator has the full view of both the platform body and the working area. The crane operator is protected by the HSL or HSL-E safety system which prevents the crane from hitting the operator on the stand-up platform



Adaptable stabilizer solutions

The stabilizer legs of the crane are to ensure stability - however they still have to be easy to handle and must not take up too much space when not in use. Therefore you can choose between fixed stabilizer legs, manual swing-up stabilizer legs to 180° with gas spring or fully hydraulic swing-up stabilizer legs to 180°. Stabilizer beams can be freely selected as hydraulically extensible or manually extensible, also in connection with the sophisticated EVS stability monitoring.



Radio remote control type RC-h

HMF's radio remote control provides the operator with all advantages and possibilities for remote control of the crane functions and important safety functions in the HMF RCL Safety System. The crane operator can move in the entire working area and can at any time position himself optimally and safely in relation to the lifting task. Thanks to the remote control box it is possible to carry out many tasks besides operating the crane, independent of a fixed control position.



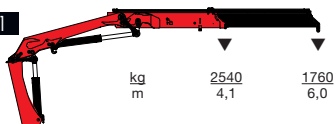
Immaculate finish - year after year

HMF does not compromise on the surface treatment. This is made possible thanks to HMF's ZetaCoat pre-treatment followed by EQC powder coating, ensuring that corrosion never takes over. We guarantee that you obtain the best imaginable paint quality - a quality that never fades and that can withstand damage. A crane that is intensively used must be able to withstand the hardest wear; The paint must not flake off or show signs of crazing, and the surface must remain as undamaged as possible for the entire life span of the crane.

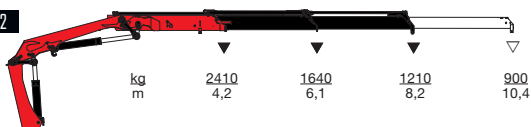


- power to lift

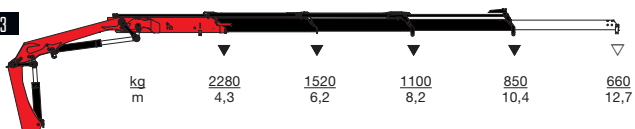
HMF 1100-K1



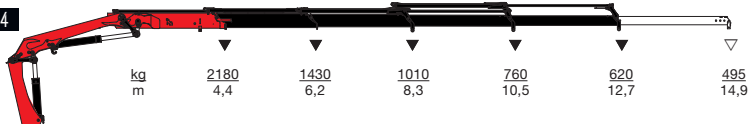
HMF 1100-K2



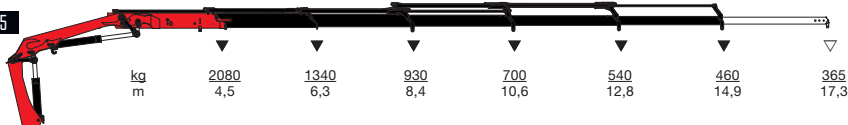
HMF 1100-K3



HMF 1100-K4



HMF 1100-K5



▼ Lifting capacity without manual extensions
 ▽ Lifting capacity with manual extensions



- power to lift
HMF Group A/S

Oddervej 200 · DK-8270 Højbjerg
 Tel.: +45 8627 0800 · Fax: +45 8627 0744 · info@hmf.dk

www.hmf.dk

Z008521-03

We reserve the right to introduce improvements and modifications