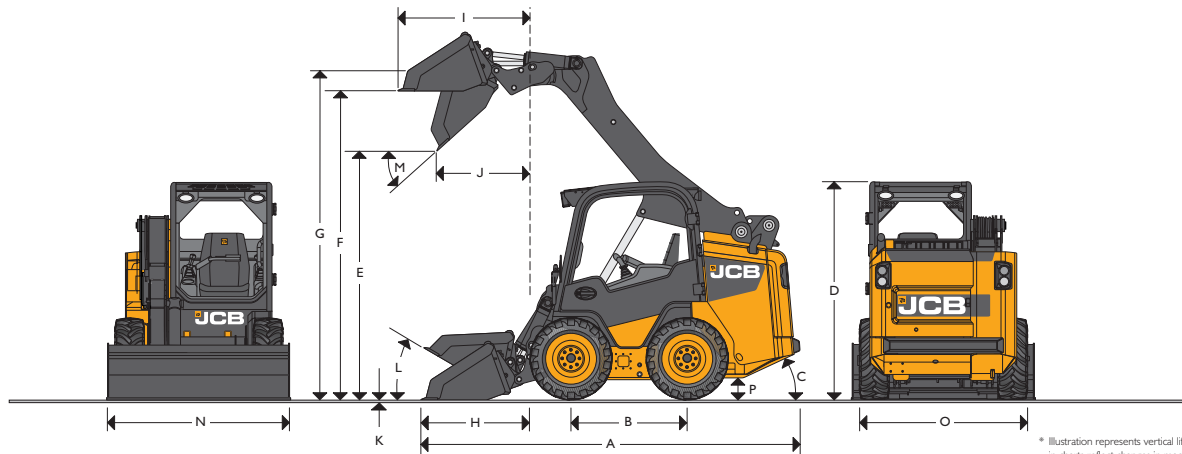




## SMALL PLATFORM SKID STEER & COMPACT TRACK LOADERS

RATED OPERATING CAPACITY: 135 1,350 lb (612 kg) 155 1,550 lb (703 kg) 175 1,750 lb (794 kg) 190 1,900 lb (862 kg) 205 2,050 lb (930 kg)



### STATIC DIMENSIONS – 135 / 155 / 175 / 190 / 205

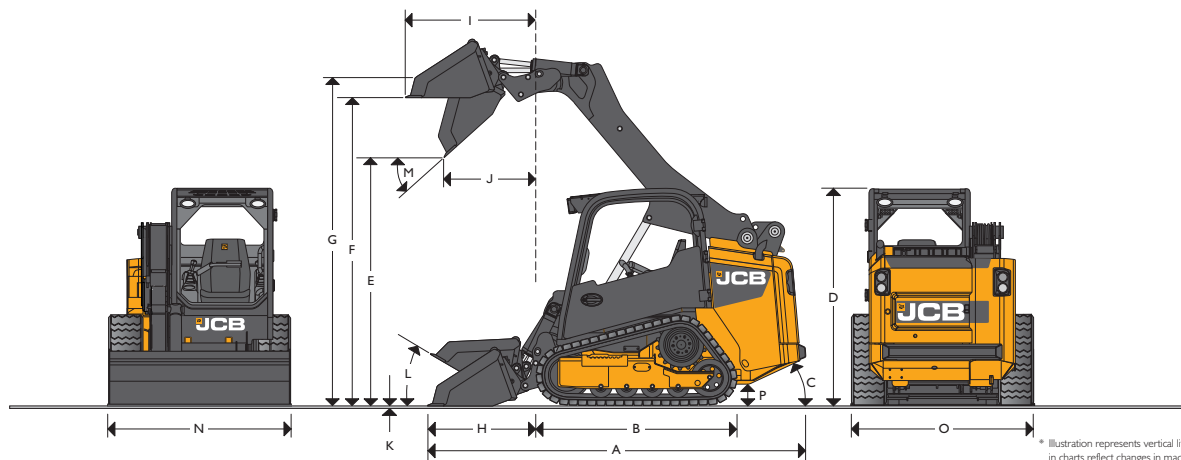
Machine Models	135	155	175	190	205
	ft-in (m)	ft-in (m)	ft-in (m)	ft-in (m)	ft-in (m)
A Overall Length	11-5 (3.49)	11-5 (3.49)	11-7 (3.53)	11-8 (3.56)	11-10 (3.61)
B Wheel Base	3-6 (1.07)	3-6 (1.07)	3-6 (1.07)	3-6 (1.07)	3-6 (1.07)
C Angle of Departure	25°	25°	25°	25°	25°
D Overall Height	6-6 (1.98)	6-6 (1.98)	6-6 (1.98)	6-6 (1.98)	6-6 (1.98)
E Dump Height	7-5 (2.26)	7-5 (2.26)	7-5 (2.26)	7-5 (2.26)	7-5 (2.26)
F Loadover Height	9-4 (2.84)	9-4 (2.84)	9-4 (2.84)	9-4 (2.84)	9-4 (2.84)
G Height to Hinge Pin Fully Raised	9-10 (3.00)	9-10 (3.00)	9-10 (3.00)	9-10 (3.00)	9-10 (3.00)
H Reach @ Ground Level (cutting edge)	3-3 (1.00)	3-3 (1.00)	3-3 (1.00)	3-3 (1.00)	3-3 (1.00)
I Max Reach @ Full Height	3-0 (.91)	3-0 (.91)	3-2 (.97)	3-3 (.99)	3-5 (1.04)
J Reach @ Full Height - Fully Dumped	1-10 (.56)	1-10 (.56)	2-9 (.86)	2-9 (.86)	2-9 (.86)
K Dig Depth (toe plate horizontal) Clearance	-0.4 (-10)	-0.4 (-10)	-0.4 (-10)	-0.4 (-10)	-0.4 (-10)
L Rollback @ Ground	30°	30°	30°	30°	30°

Machine Models	135	155	175	190	205
	ft-in (m)	ft-in (m)	ft-in (m)	ft-in (m)	ft-in (m)
M Dump Angle	42°	42°	42°	42°	42°
N Bucket Width - Standard	5-0 (1.52)	5-5 (1.68)	5-5 (1.68)	5-8 (1.73)	6-0 (1.83)
Bucket Width - Optional	4-6 (1.37)	5-0 (1.52)	5-8 (1.73)	6-0 (1.83)	5-8 (1.68)
O Width Over Tyres - Standard	4-11 (1.52)	5-3 (1.60)	5-3 (1.60)	5-3 (1.60)	5-3 (1.60)
Width Over Tyres - Optional	4-5 (1.37)	5-0 (1.52)	5-0 (1.52)	5-0 (1.52)	5-0 (1.52)
Rated Operating Capacity	1350 (612)	1550 (703)	1750 (794)	1900 (862)	2050 (930)
Bucket Capacity - Standard	.47 (.36)	.52 (.40)	.52 (.40)	.53 (.41)	.57 (.44)
Turning Radius					
Bucket Corner Radius	6-10 (2.09)	6-10 (2.09)	6-10 (2.09)	6-10 (2.09)	6-10 (2.09)
Quickhitch Radius	3-7 (1.10)	3-7 (1.10)	3-9 (1.14)	3-9 (1.14)	3-9 (1.14)
Rear Chassis Radius	5-5 (1.65)	5-5 (1.65)	5-5 (1.65)	5-5 (1.65)	5-5 (1.65)
P Ground Clearance	8.3 (210)	8.3 (210)	8.3 (210)	8.3 (210)	8.3 (210)
Lift Path	Radial	Radial	Vertical	Vertical	Vertical



## SMALL PLATFORM SKID STEER & COMPACT TRACK LOADERS

RATED OPERATING CAPACITY: 150T 1,500 lb (681 kg) 190T 1,900 lb (862 kg) 205T 2,050 lb (930 kg)



\* Illustration represents vertical lift machine. Specs in charts reflect changes in machines due to lift path.

### STATIC DIMENSIONS – 150T / 190T / 205T

Machine Models		150T	190T	205T
		ft-in (m)	ft-in (m)	ft-in (m)
A	Overall Length	11-5 (3.49)	11-7 (3.53)	11-9 (3.58)
B	Track Base	5-10 (1.78)	5-10 (1.78)	5-10 (1.78)
C	Angle of Departure	27°	27°	27°
D	Overall Height	6-7 (2.00)	6-7 (2.00)	6-7 (2.00)
E	Dump Height	7-6 (2.29)	7-6 (2.29)	7-6 (2.29)
F	Loadover Height	9-4 (2.85)	9-4 (2.85)	9-4 (2.85)
G	Height to Hinge Pin Fully Raised	9-11 (3.02)	9-11 (3.02)	9-11 (3.02)
H	Reach @ Ground Level	3-7 (1.08)	3-3 (1.00)	3-3 (1.00)
I	Max Reach @ Full Height	3-3 (0.99)	4-0 (1.21)	4-0 (1.21)
J	Reach @ Full Height - Fully Dumped	2-1 (0.64)	2-9 (0.85)	2-9 (0.85)
K	Dig Depth Clearance	in (mm)	-0.4 (-10)	-0.4 (-10)
L	Rollback @ Ground	degrees	30°	30°
M	Dump Angle	degrees	42°	42°

Machine Models		150T	190T	205T
		ft-in (m)	ft-in (m)	ft-in (m)
N	Bucket Width - Standard	5-8 (1.73)	5-8 (1.73)	6-0 (1.83)
	Bucket Width - Optional	5-6 (1.68)	6-0 (1.83)	5-8 (1.68)
O	Width Over Tracks - Standard	5-5 (1.68)	5-5 (1.68)	5-5 (1.68)
	Width Over Tracks - Optional	5-5 (1.68)	5-5 (1.68)	5-5 (1.68)
	Rated Operating Capacity	lb SAE (kg)	1500 (681)	1900 (862)
	Bucket Capacity - Standard	yd <sup>3</sup> (m <sup>3</sup> )	.53 (.41)	.53 (.41)
			.57 (.44)	
	Turning Radius			
	Bucket Corner Radius	6-10 (2.09)	6-10 (2.09)	6-10 (2.09)
	Quickhitch Radius	3-9 (1.10)	3-9 (1.14)	3-9 (1.14)
	Rear Chassis Radius	5-5 (1.65)	5-5 (1.65)	5-5 (1.65)
P	Ground Clearance	in (mm)	9.1 (230)	9.1 (230)
	Ground Bearing Pressure*	psi (Kp)	6.75 (46.6)	6.20 (42.6)
			6.50 (44.5)	
	Lift Path		Radial	Vertical
			Vertical	Vertical

\* with 12.6" wide tracks (320 mm)



SMALL PLATFORM SKID STEER & COMPACT TRACK LOADERS

HYDRAULIC PERFORMANCE

Model	R.O.C. lb (kg)	Tipping Load lb (kg)	Loader Lift lb (kg)	Bucket Breakout Force lb (kg)
135	1350 (612)	2989 (1356)	3175 (1440)	4012 (1820)
155	1550 (703)	3100 (1406)	3902 (1770)	4012 (1820)
175	1750 (794)	3500 (1587)	3461 (1570)	4718 (2140)
190	1900 (862)	3800 (1723)	3461 (1570)	4718 (2140)
205	2050 (930)	4100 (1859)	3461 (1570)	4718 (2140)
150T	1500 (680)	4334 (1966)	3902 (1770)	4012 (1820)
190T	1900 (862)	5429 (2462)	3461 (1570)	4718 (2140)
205T	2050 (930)	5857 (2656)	3461 (1570)	4718 (2140)

CAPACITIES

	gal (l)
Hydraulic System (including tank)	11.1 (42)
Fuel Tank	25.9 (98)
Engine Coolant	4.0 (15)
Engine Oil	2.6 (10)
LH Chaincase (wheeled machines only)	2.0 (7.6)
RH Chaincase (wheeled machines only)	2.0 (7.6)

HYDRAULICS

In addition to the main hydrostatic drive pumps, there is a dedicated loader and attachments supply pump (auxiliary hydraulics circuit standard on all base models). High flow is optional on all models except the 135.

**Pump Flow:** 18.5 gpm (70 lpm) @ 2800 rpm engine speed  
Main relief pressure 3335 psi (230 bar)  
HYD HP Low Flow (36.0)\*  
HYD HP High Flow (51.4)\*

\*calculated

- Low lever efforts give excellent and easy control of transmission loader and attachments.
- Auxiliary hydraulics are actuated via the right hand controller giving progressive control of oil flow for precise attachment control (left hand controller location on optional 7 way multi-function joysticks.
- Loader arm hydraulic lines under protective steel guard on PowerBoom.
- Canister style, full flow, hydraulic oil filter.
- JCB engine oil for engine and chain case.
- JCB hydraulic oil.
- The optional High Flow circuit provides 26.4 gal/min (100 liters/min) pump flow to the front of the machine for operation of high capacity attachments such as trenchers and patch planers.
- Separate hydraulic pump for transmission charge and hydraulic fan.



## SMALL PLATFORM SKID STEER & COMPACT TRACK LOADERS

### ENGINE

		135	155/175/190/205/150T/190T/205T
Model		Perkins 404D-22	Perkins 404D-22T
Displacement	in <sup>3</sup> (cm <sup>3</sup> )	134 (2200)	134 (2200)
Fuel		Diesel	Diesel
Cooling		Liquid	Liquid
Aspiration		Naturally Aspirated	Turbo
<b>Gross Power @ 2800 rpm</b>			
SAE J1995	hp (kW)	47.9 (35.7)	59.9 (44.7)
<b>Gross Torque @ 1200 rpm</b>			
SAE J1995	lb/ft (Nm)	105 (143)	139 (189)
Starter Motor	hp (kW)	2.72 (2)	2.72 (2)
Battery	V/Ah	12/109	12/101
Alternator	amps	65	85
Emission Certification		EPA-T4i (EU St3B)	EPA-T4i (EU St3B)
Engine Oil Service Interval Hours		500	500
Variable Speed Hydraulically Driven Fan		YES	YES

### TRANSMISSION

A full servo controlled hydrostatic transmission giving zero to maximum speed, both forward and reverse at full power. Independent transmission systems for both the left and right side, controlled through servo controls for both precise and easy operation. Transmission power system maintains full engine power availability maximising loader and attachment control. Creep speed is standard on all machines, for precise control when operating attachments.

Model	Single Speed	Two Speed
	mph (km/h)	mph (km/h) / mph (km/h)
Travel Speeds 135:	7.5 (12.0)	N/A
Travel Speeds 155/175/190/205:	7.5 (12.0)	5.6 (9.0) / 11.5 (18.5)
Travel Speeds 150T/190T/205T:	6.2 (10.0)	5.6 (9.0) / 7.8 (12.6)

### SMALL PLATFORM

#### TYRES

Standard – 135/155 10 x 16.5 - 8 PR Standard Track Flotation

Standard – 175/190/205 10 x 16.5 x 8 PR Wide Track Flotation

Available Options – Standard Track - Wide Track  
Lifemaster Industrial Pneumatic  
31 / 15.5 x 16.5 Extra Flotation  
Brawler  
Solid Industrial

Flotation tyres are fitted for most applications.

\*For arduous conditions and hostile environments solid tyres are recommended.

#### TRACKS

All Track Models  
12.6 in (320 mm) traction lug

### WEIGHT

#### SAE Operating Weight

Fully operational with quickhitch, standard shovel, full fuel tank, open canopy + 165 lb (75 kg) operator:

135	6067 lb (2752 kg)	190	6894 lb (3127 kg)	150T	8051 lb (3652 kg)
155	6270 lb (2844 kg)	205	7136 lb (3237 kg)	190T	8195 lb (3717 kg)
175	6638 lb (3011 kg)			205T	8574 lb (3889 kg)

### LIGHTING AND ELECTRICS

12 V, negative ground system  
1,000 cold cranking amp (CCA) battery (135)  
760 cold cranking amp (CCA) battery (155 and Above)

135 65 amp alternator  
155 and Above 85 amp alternator  
Cab mounted instrument panel with ignition, fuel gauge, hour meter, and electronic throttle

Also incorporated into the instrument panel, is a warning light cluster which also has audible alarms for:

Low charge pressure	Blocked air filter
Engine water temperature	Engine oil pressure
Hydraulic oil pressure	Alternator

Cab mounted fuse and relay box designed to keep dirt and water out;  
IP 69 external connections; standard battery isolater.



## SMALL PLATFORM SKID STEER & COMPACT TRACK LOADERS

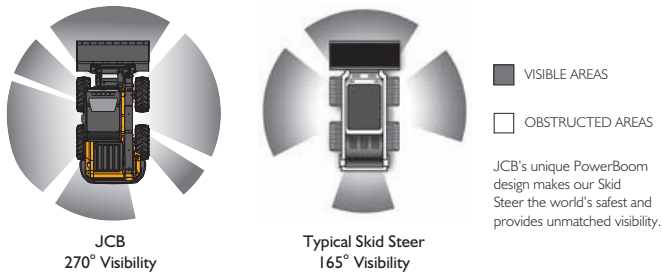
### STANDARD EQUIPMENT - ALL MODELS

Isolation mounted canopy. ROPS and FOPS. Full audible and visual warning systems. Restraint activated safety system. Loader arm safety strut. Centrifugal dry type engine air filter with safety element. Mechanical quickhitch. Electronic hand throttle. Two front and one rear worklight. Emergency lower valve. Fuel gauge. Hydraulic park brake. Standard Flow auxiliary hydraulics. Three way joysticks. Rear service access door. Tilting screen guard. Tilting cab. Mechanical suspension seat. Pod storage area. Cup holder. Power socket. Rear view mirror. Interior light. Battery isolator. Creep speed.

### OPTIONAL EQUIPMENT - ALL MODELS

Fully glazed sealed and pressurised cab with heater/defroster. Air conditioning (155 and above). Air suspension seat. Road lights. Reverse alarm. Beacon. Foot throttle. Fire extinguisher. Toolkit. Self leveling. Float. Level 2 FOPS guard. Heavy-duty rear door guard. Front screen guard. High Flow auxiliary hydraulics (155 and above). Spark arrestor. Tooth guard. Hydraulic quickhitch. Smooth Ride System (155 and above). Lexan screen. Independent lifting eyes. Radio. Twine cutter (wheeled units only). Three inch seat belt.

### OPERATOR VISIBILITY



### OPERATOR ENVIRONMENT

Full ROPS and Level 1 FOPS with optional Level 2 FOPS guard for demolition, full audio and visual warning system. Soundproofing gives noise levels complying with EC regulations. Cab access through side door due to JCB's PowerBoom design.

- Deluxe environment available in either open canopy, cab with heat, or cab with heat and A/C (155 and Above)
- Unequalled all-around visibility.
- Fully adjustable seat.
- Retractable seat belt fitted as standard.
- Drainage cover for easy drainage of cab.
- Full servo control with either standard (3 way) joysticks or optional JCB multi-function (7-way) joysticks.


### CONTROLS

JCB servo control (ISO) pattern, provides all drive functions on left and loader function on right joystick. The left hand control pod pivots rearwards, providing unparalleled machine entry / exit.



## SMALL PLATFORM SKID STEER & COMPACT TRACK LOADERS

### ATTACHMENTS



Attachment	Description
Augers	Planetary drive augers are built with fabricated boring heads using 1/2" thick plates with 5/8" carriage bolts and nuts.
Bale Spikes	Utilised for picking up and carrying round bales of hay.
Breakers	JCB hammers are among the most efficient available and are perfectly matched to JCB equipment.
Brooms, Sweeper Collector	For general sweeping duties around the job site.
Brooms, Angle	JCB angle brooms cover many applications including site clean-up, landscape and ground maintenance, road work, and repair.
Brush Cutters	For removal of brush and small trees up to 4" in diameter.
Buckets, 6-in-1 Multipurpose	Genuine JCB 6-in-1 buckets are ideal for multiple applications such as digging, loading, dozing, grading, spreading, and grabbing.
Buckets, Dirt / General Purpose	Genuine JCB dirt / general purpose buckets are recommended where maximum breakout performance is required.
Buckets, Landscape	Genuine JCB landscape buckets are ideal when cutting edge visibility is important.
Buckets, Light Material	Genuine JCB light material buckets are specially designed for lower density materials such as snow, mulch, and grain.
Buckets, Snow	High carbon steel bucket with swept top wrap to better contain material.
Patch Planers	The JCB patch planer is a valuable tool for parking lot and street repairs in addition to many other uses.
Dozer Blades	The JCB dozer blade is an attachment that is suited for general grading and land clearing applications.
Forks, Pallet	Pallet forks are used in a variety of general forklift applications such as construction, industrial, and agricultural industries.



## SMALL PLATFORM SKID STEER & COMPACT TRACK LOADERS

### ATTACHMENTS



Attachment	Description
Forks, Manure	Provides excellent visibility while moving loose hay and manure.
Forestry Cutting Heads	Low profile with patent pending roter design, rotor operates at 2000 rpm.
Grapples, Brush	Heavy-duty unit with open bottom and sides which allows machine to carry objects longer than unit width.
Grapples, Scrap	Heavy-duty unit with twin ram grapple and ram guard protection.
Rakes, Auto	JCB auto rake is used to groom and finish soil for sod or seed.
Rakes, Landscape Power	JCB landscape rakes are excellent tools for cleaning up debris, maintaining roads, driveways, and finish grading.
Rakes, Landscape Preparators	One solution for general clean-up, rock removal, and soil preparation.
Rock Saws	Available in 48" or 60" diameter for cutting rock and other hard surfaces.
Silage Defacers	Open design allows operator to see bucket face and keeps the attachment clog free.
Snow Blowers	Provides excellent visibility with 25" to 36" shroud opening.
Snow Blades	Available in various widths for removing snow.
Snow Pushers	Designed and built to push loose material forward.
Stump Grinders	Provides an environmentally friendly way to safely remove tree stumps.
Tillers	Provides for safe and efficient tilling with choice of 4" or 6" tilling depths.
Tree Spades	Provides safe and efficient removal and planting of trees.
Trenchers	The JCB trencher is useful for trenching footings, burying utilities, installing irrigation systems, etc.
Vibratory Rollers	Used to compact sand, gravel, soils, crushed stone, and other aggregates.



## SMALL PLATFORM SKID STEER & COMPACT TRACK LOADERS

### A GLOBAL COMMITMENT TO QUALITY

JCB's total commitment to its products and customers has helped it grow from a one-man business into Britain's largest privately owned manufacturer of backhoe loaders, crawler excavators, wheeled excavators, telescopic handlers, wheeled loaders, dump trucks, rough terrain fork lifts, industrial fork lifts, mini/midi excavators, skid steer loaders, tractors and compaction equipment.

By making constant and massive investments in the latest production technology, the JCB factories have become some of the most advanced in the world.

By leading the field in innovative research and design, extensive testing and stringent quality control, JCB machines have become renowned all over the world for performance, value and reliability.

And with a global sales and service network of more than 650 dealers and agents, we aim to deliver the best customer support in the industry.

Through setting the standards by which others are judged, JCB has become one of the world's most impressive success stories.



JCB Sales Limited, Rugeley, Staffordshire ST14 5JP. Tel: 01889 590312. Fax: 01889 590588. Web: <http://www.jcb.com>  
JCB reserves the right to change specifications without notice. Illustrations shown may include optional equipment and accessories. The JCB logo is a registered trademark of J.C. Bamford Excavators Ltd.



9999/5608 03/12 Issue 1