

EFFER 165



2S 14°

| | | | | | |
|--------------------|-------|-------|-------|-------|----|
| | T | T | T | T | kg |
| | 4970 | 3330 | 2280 | 1735 | |
| | 2.81 | 4.35 | 6.25 | 8.17 | m |
| 1820 kg 4010 lb | 10955 | 7340 | 5025 | 3820 | lb |
| | 9'2" | 14'3" | 20'6" | 26'9" | ft |

3S 14°

| | | | | | |
|--------------------|-------|-------|-------|------|-------|
| | T | T | T | T | kg |
| | 4850 | 3200 | 2170 | 1620 | |
| | 2.81 | 4.42 | 6.32 | 8.25 | 10.25 |
| 1950 kg 4295 lb | 10690 | 7050 | 4780 | 3570 | 2850 |
| | 9'2" | 14'6" | 20'8" | 27' | 33'7" |

4S 14°

| | | | | | | |
|--------------------|-------|-------|--------|-------|--------|-------|
| | T | T | T | T | T | kg |
| | 4700 | 3050 | 2035 | 1500 | 1170 | 965 |
| | 2.81 | 4.50 | 6.40 | 8.32 | 10.32 | 12.38 |
| 2075 kg 4570 lb | 10360 | 6720 | 4485 | 3305 | 2575 | 2125 |
| | 9'2" | 14'9" | 20'11" | 27'3" | 33'10" | 40'7" |

5S 14°

| | | | | | | | |
|--------------------|-------|--------|-------|-------|-------|--------|--------|
| | T | T | T | T | T | T | kg |
| | 4580 | 2930 | 1920 | 1380 | 1050 | 850 | 710 |
| | 2.81 | 4.57 | 6.47 | 8.40 | 10.40 | 12.45 | 14.60 |
| 2185 kg 4817 lb | 10095 | 6455 | 4230 | 3040 | 2310 | 1870 | 1565 |
| | 9'2" | 14'11" | 21'2" | 27'6" | 34'1" | 40'10" | 47'10" |

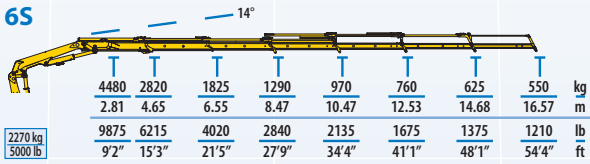
Standard



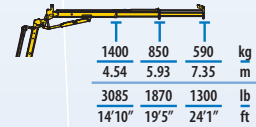
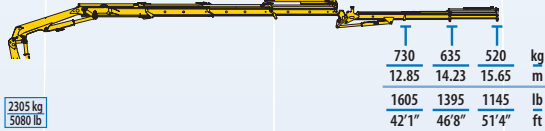
| MODEL | | | | | | | |
|-------|-------|-----|------|------|-----|------|----|
| | txm | (°) | mm | mm | mm | mm | t |
| 2S | 14,48 | 400 | 2295 | 2495 | 810 | 5960 | 15 |
| 3S | 14,15 | 400 | 2295 | 2495 | 810 | 5960 | 15 |
| 4S | 13,72 | 400 | 2295 | 2495 | 810 | 5960 | 15 |
| 5S | 13,40 | 400 | 2295 | 2505 | 920 | 5960 | 15 |

| MODEL | | | | | | | |
|-------|--------|-----|----|----|----|-----|-------|
| | lb*ft | (°) | in | in | in | in | lb |
| 2S | 104770 | 400 | 90 | 98 | 32 | 235 | 33100 |
| 3S | 102380 | 400 | 90 | 98 | 32 | 235 | 33100 |
| 4S | 99270 | 400 | 90 | 98 | 32 | 235 | 33100 |
| 5S | 93960 | 400 | 90 | 99 | 36 | 235 | 33100 |

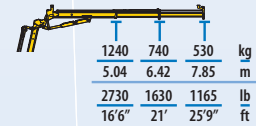
6S



3S+JIB 2S



4S+JIB 2S



4S+JIB 3S



Optional



| MODEL | | | | | | | |
|-----------|-------|-----|------|------|-----|------|----|
| | txm | (°) | mm | mm | mm | mm | t |
| 6S | 13,11 | 400 | 2295 | 2505 | 920 | 5960 | 15 |
| 3S+JIB 2S | 14,15 | 400 | 2295 | 2505 | 910 | 5960 | 15 |
| 4S+JIB 2S | 13,72 | 400 | 2295 | 2505 | 910 | 5960 | 15 |
| 4S+JIB 3S | 13,72 | 400 | 2295 | 2505 | 910 | 5960 | 15 |

| MODEL | | | | | | |
|-----------|--------|-----|----|----|----|-------|
| | lb*ft | (°) | in | in | in | lb |
| 6S | 94860 | 400 | 90 | 99 | 36 | 33100 |
| 3S+JIB 2S | 102380 | 400 | 90 | 99 | 36 | 33100 |
| 4S+JIB 2S | 99270 | 400 | 90 | 99 | 36 | 33100 |
| 4S+JIB 3S | 99270 | 400 | 90 | 99 | 36 | 33100 |