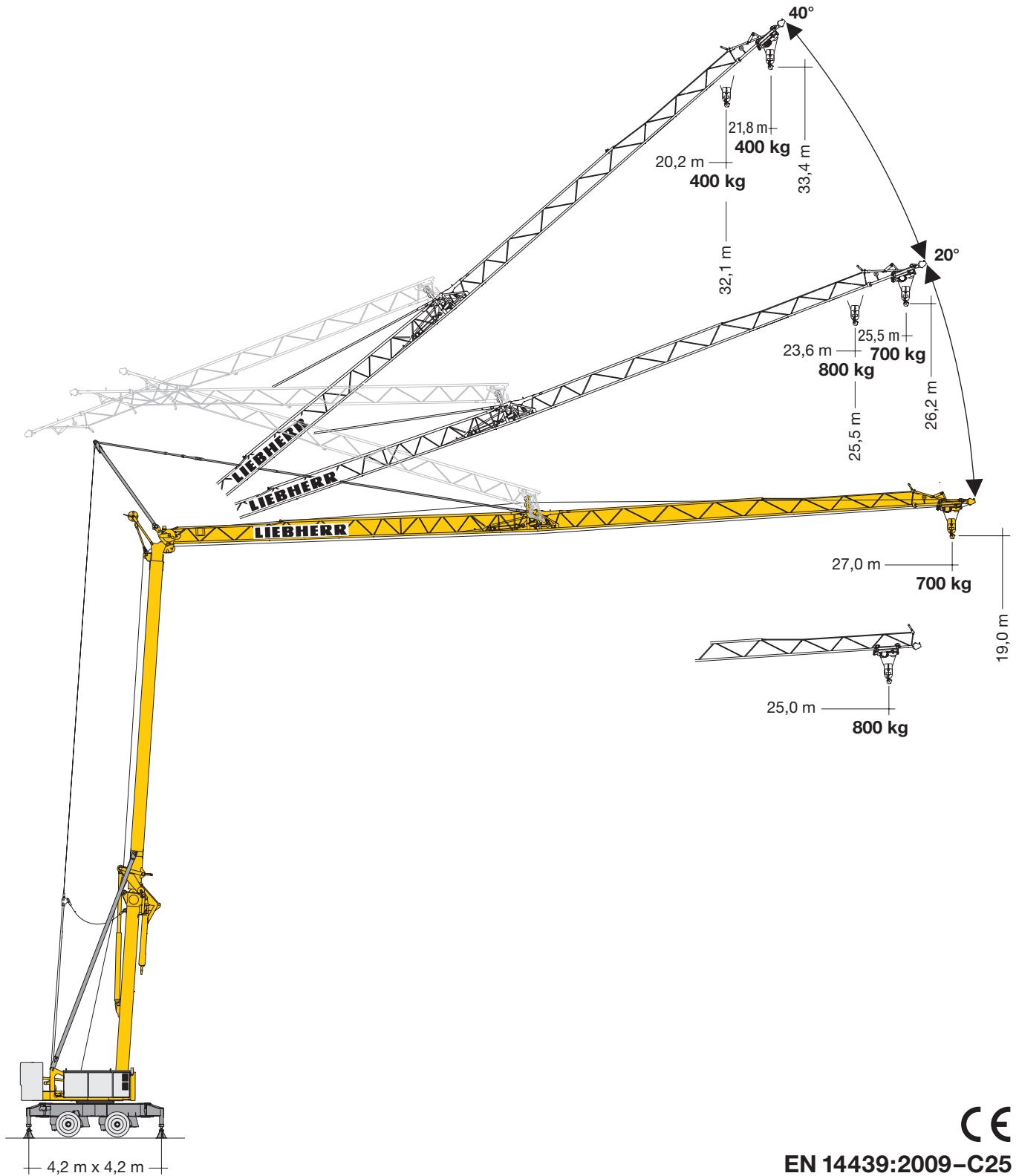
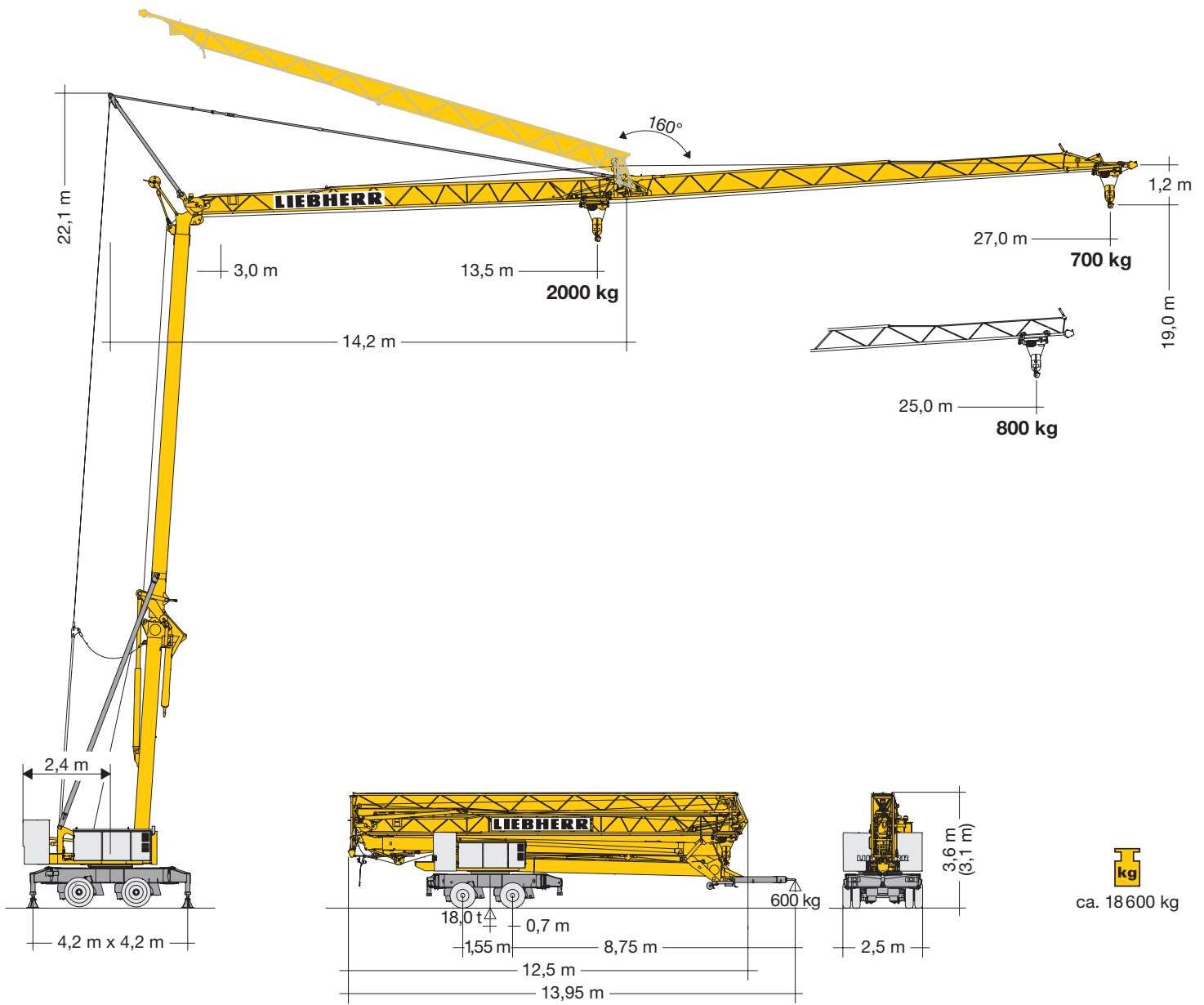


Turmdrehkran 22 HM

Tower Crane / Grue à tour / Gru a torre / Grúa torre
Guindaste de torre / Башенный поворотный кран



LIEBHERR



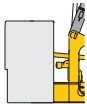

Ausladung und Tragfähigkeit

Radius and capacity / Portée et charge / Sbraccio e portata
Alcances y cargas / Alcance e capacidade de carga / Вылет и грузоподъемность

m	m / kg	m/kg																	
		10,0	11,0	12,0	13,0	14,0	15,0	16,0	17,0	18,0	19,0	20,0	21,0	22,0	23,0	24,0	25,0	26,0	27,0
27,0	3,0-12,0 2000	2000	2000	2000	1790	1630	1490	1370	1270	1180	1100	1030	970	910	860	820	770	740	700
25,0	3,0-12,2 2000	2000	2000	2000	1850	1680	1540	1420	1310	1220	1140	1060	1000	940	890	840	800		
13,5	3,0-13,5 2000	2000																	

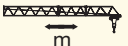



Gewicht

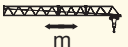



Weight / Poids / Peso / Peso / Pesos / Macca

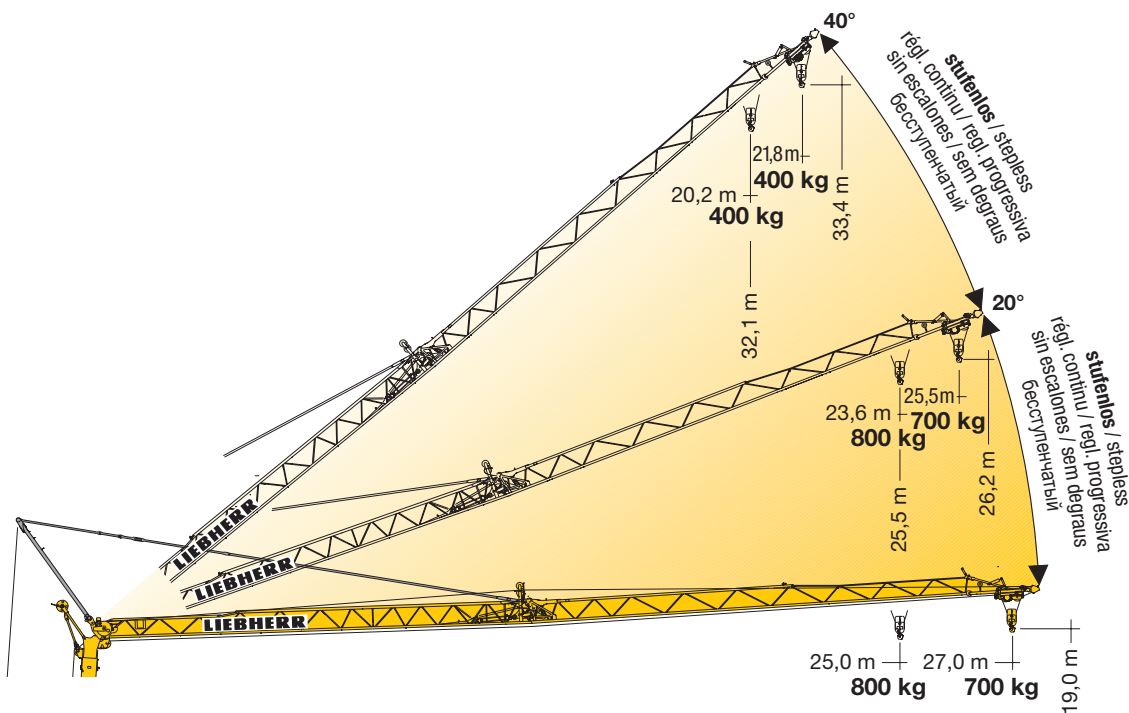
	7600 kg	r = 2,4 m		11000 kg
--	---------	-----------	---	----------

Auslegersteilstellung

Elevated jib / Flèche inclinée / Braccio inclinato
Pluma inclinada / Lança inclinada / Положение стрелы под углом




		5°	10°	15°	20°	25°	30°	35°	40°
27,0		20,2	22,4	24,5	26,2	28,5	30,4	32,2	33,4
		3,0 – 11,9 – 26,9	3,0 – 14,7 – 26,6	3,0 – 19,2 – 26,2	3,0 – 23,2 – 25,5	3,0 – 24,7	3,0 – 23,7	3,0 – 22,5	3,0 – 21,8
		- 2000 – 700	- 1500 – 700	- 1050 – 700	800 – 700	630	520	440	400

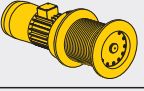

		5°	10°	15°	20°	25°	30°	35°	40°
25,0		20,0	21,9	23,9	25,5	27,6	29,4	31,0	32,1
		3,0 – 12,2 – 24,9	3,0 – 15,1 – 24,7	3,0 – 19,6 – 24,2	3,0 – 23,6	3,0 – 22,9	3,0 – 22,0	3,0 – 20,9	3,0 – 20,2
		- 2000 – 800	- 1500 – 800	- 1050 – 800	800	630	520	440	400





Antriebe

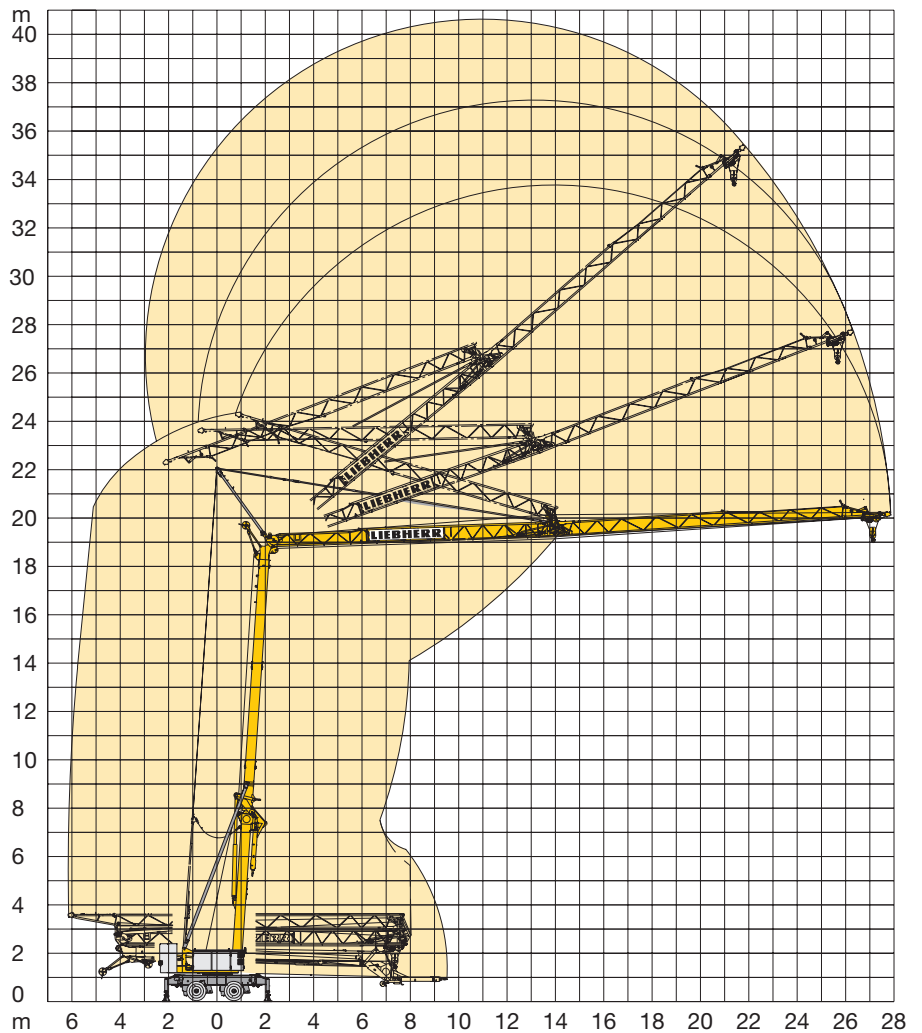
Driving units / Mécanismes d'entraînement / Meccanismi / Mecanismos / Mecanismos / Приводы

	0 ↔ 0,8 sl./min tr./min	1,5 kW EDC
	18,0 / 36,0 m/min	1,1 / 1,8 kW
	ca. 160°/min	4,0 kW

	Stufe / Step / Cran / Marcia Velocidad / Velocidade Передача	kg	m/min
7,5 kW FU			
	1	2000	4,0
	2	2000	20,0
	3	1300	30,0
	4	1000	40,0


BGL		C.0.05.0020
-----	---	-------------

	400 V	Hz	kVA
70,0 m	4 x 4 mm ²	50	13,0



Kolli-Liste

Packing List / Liste de colisage / Lista dei colli
 Lista de contenido / Lista de embalagem / Упаковочный лист

Pos. Item Rep Voce Pos. Ref. Поз.	Anz. Qty. Qte. Qta. Cant. Cant. Кол-во			L (m)	B (m)	H (m)	kg
1	1	Ausleger-Verlängerung 25,0 m – 27,0 m Jib extension / Rallonge de la flèche / Elemento estensione braccio / Prolongación de pluma Extensão da lança / Удлинение стрелы		2,00	0,71	0,53	80

Konstruktionsänderungen vorbehalten! / Subject to alterations! / Sous réserves de modifications! / Riservato il diritto di modifiche strutturali!
 ¡Sujeto a modificaciones! / Salvo modificação da construação! / Права на внесение конструкторских изменений сохраняются!

Sämtliche Angaben erfolgen ohne Gewähr. / This information is supplied without liability. / Ces renseignements sont sans garantie. / Tutte le indicazioni fornite senza garanzia. / Declinamos toda responsabilidad derivada de la información proporcionada. / Declinamos qualquer responsabilidade quanto à informação fornecida. / Все данные указаны без обязательств.

120 P – 5804 • EN 14439:2009 – DIN 15018-H1/B3 • BGL C.0.05.0020 • 01.10 / 7

Printed in Germany.