



We are Fliegl.

Transport range

Innovative by tradition

The name Fliegl has a decades-long reputation for quality, innovative action, and practical solutions for agriculture. These are advantages which have made Fliegl the No.1 In Europe, for example in the agricultural trailers sector. Whether it's for tippers, original push-off trailers, slurry technology or harvest logistics: Fliegl always has the optimum transport concept for you.





1983



Innovative, top-quality products

Just because an idea is new doesn't necessarily make it a good one. At Fliegl, we rigorously check every single product. We know the demands of the market and we are in constant contact with practitioners. Our engineers and designers then use the very latest CAD systems to develop products that are consistent down to the finest detail and provide practical benefits. Innovations from Fliegl Agrartechnik are always tangible solutions for specific tasks.



2007

German quality used worldwide

Despite globalisation, Fliegl has consistently carried out its development and production in Germany. One reason for this is the specially qualified personnel. From engineers to apprentices, we look for skills that we can develop through special further education and training. Another factor is the high technical standard existing in Germany, These are the ideal conditions for transforming our ideas into the high-quality products that people expect from the Fliegl brand.



2013



2017



MEMBER OF






www.fliegl.com





We are Fliegl.

ASW push-off trailer

The advantages over other systems:

- ⊕ The extremely robust Fliegl push-off system is also perfect for heavy goods
- ⊕ Up to 5 times faster unloading time
- ⊕ Up to 60 % more load volume by compaction (depending on the material)

Solid reliable push-off system, exact hose guides, no sensitive wear parts.



Pushing off, not tipping - so no problems even in low buildings.



The Fliegl push-off trailer does it all - it's an original!

Advantages compared with a tipping system

- Better stability because of the very low centre of gravity when transporting and unloading
- Up to 60% more load capacity through optimal compression depending on type of material and level of moisture
- Trouble-free unloading, even in low buildings
- Low net weight with self-supporting structure
- Lower oil requirement as there are no telescopic cylinders present
- Also with large-volume vehicles up to 70 m³, unloading is secure even on sloping land
- Can be combined with a spreading unit in a few minutes

Advantages compared with the walking floor system

- The extremely robust Fliegl push-off system is optimal even for heavy materials
- Up to 5 times faster unloading time
- Up to 60% more load volume by compaction (depending on the material)



Sealing strips: Special polyurethane strips arranged at a 45° angle seal the loading area perfectly.

about 60%

more load capacity



Advantages compared with a scraper floor/chain floor

- More effective and secure due to universal application
- More robust and reliable because no sensitive wear parts
- A spreading unit for any type of material can be attached in a few minutes
- With the overloading auger, the “Gigant” becomes an effective overloading trailer
- Spreading rollers ensure even distribution of silage in a bunker silo
- Additional load capacity is gained with the 20 - 30 cm lower platform



Advantageous centre of gravity with the low design

One push-off trailer - many possibilities

The “Gigant” push-off trailer is ready to work for you all year round. For example, whether it’s grass or maize silage, potatoes, large bales, heavy materials or snow – its flexibility and pushing power are boundless.



Top: Spreading unit PROFI V2 with thrower discs and slinger

Bottom: Spreading fermentation substrate with wide-spreading back wall closed

Top: Overloading auger ÜLS 400 for grain
Overloading rate about 7.5to/min

Bottom: Overloading auger ÜLS 600 for maize silage and wood chips (about 14m³/min)

Top: “PomOver” potato overloading belt

Bottom: “MobilFast” overloading belt (up to 30m³/min)

Cover systems

“SPEEDCOVER” COVERING NET

- ⊕ Suitable for almost any trailer
- ⊕ Does not obstruct the loading area



THE FLIEGL “TOPLIFT” LIFTING ROOF

“TOPLIFT LIGHT”



The two tarpaulin halves can be opened and closed in the shortest time



Cover net folds up to the side





Protection guard to prevent dirt and damage
 Hydraulic oil motor to pull in the covering net



Winds up by spring tension

ASW ROLL-OUT TARP FOR ASS

SLIDING TARPAULIN



Rolling tarp with platform



- For covering the loaded goods quickly and simply - can be operated from the ground!
- Protection from water
- Available for all push-off trailers and Bull dumpers up to 10.10 m length

Semi-trailer ASS 298 AGRO TRUCK

In aluminium- or steel versions

- Capacity up to 55 m³
- Two-axle version
- Air suspension
- Steering axle with automatic locking
- 60 km/h version with EBS
- Electromagnetically controlled two-line hydraulics required on the truck



Optionally available with various cover systems

Also perfect for transporting sugar beet

ASS 298 AgroTruck Gigant/Green Tec

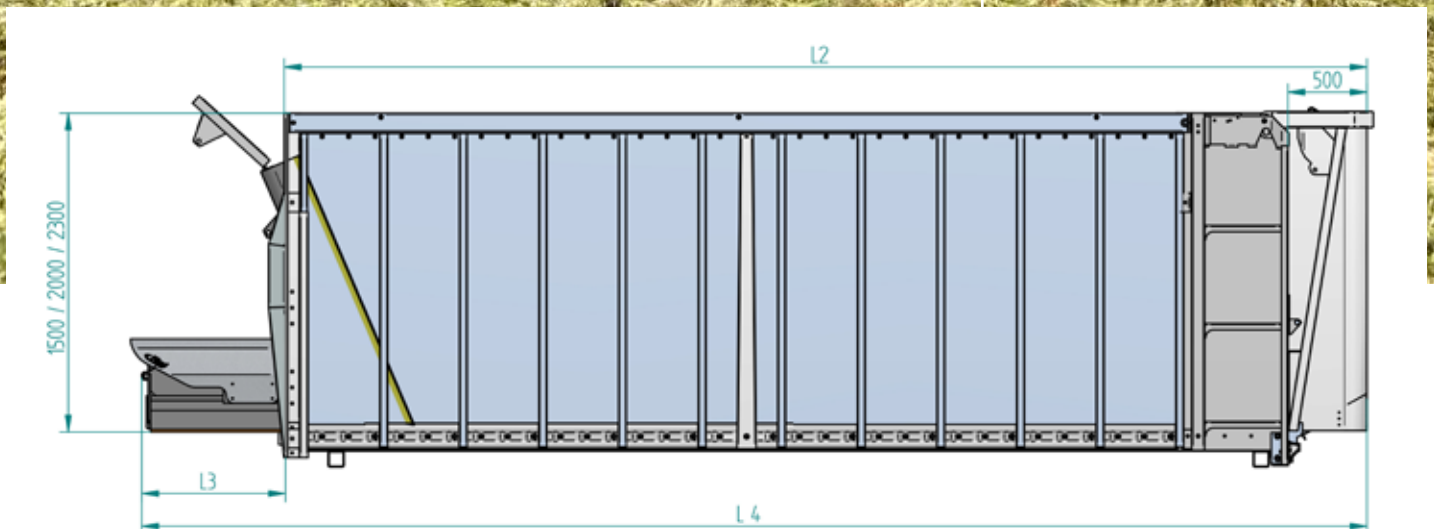
Total permitted weight:	kg	35,000
Number of axles		2
Assumed 5th wheel load	kg	15,000
Coupling height +/- 50 mm	mm	1,400
Net weight	kg approx.	7,900/6,900
Body length incl. back wall	mm	9,800
Body width	mm	2,380
Side body height	mm	2,000/2,300
Platform height with standard tyres	mm approx.	1,550
Track width	mm	2,050
Fill volume without compression	m ³ approx.	48 - 55
Required oil quantity	Litre	32

The “AGRO TRUCK” BODY

Truck body in aluminium and steel versions

- Load volume from 35 m³ to 50 m³
- Optional electromagnetic control
- Optional mounting on truck chassis possible

AGRO TRUCK body for various truck chassis



		ASA 6800	ASA 7300	ASA 7800
L2: Body length incl. back wall	mm	6,800	7,300	7,800
L3: Total length /shortened*	mm	7730 /7050	8130/7750	9045/8150
L4: Cylinder front projection/shortened*	mm	930 /250	830/450	1245/350
Body width	mm	2,380	2,380	2,380
Side body height	mm	2,000/2,300	2,000/2,300	2,000/2,300
Fill volume without compression	approx. m ³	33 - 38	37 - 42	39 - 45

* Bulkhead shortening available as option

Dolly systems

Modern transport technology and transport logistics are the logical answer to ever-growing harvest outputs and longer and longer transport routes.

- One-axle dolly with 10.5 t coupling load and 12.5 t total weight
- Tandem dolly with 17 t coupling load and 20 t total weight
- Optionally with air suspension (raising and lowering)
- Mechanically adjustable fifth wheel plate as standard, hydraulically as option



Agrar dolly with 600/55R26.5" tyres



On-board hydraulics with cardan shaft drive - optional



Mechanically adjustable fifth wheel plate for one-axle and tandem dolly

Hydraulically shifted fifth wheel plate for one-axle and tandem dolly

GREEN-TEC

weight-optimised trailer and semi-trailer –
with aluminium body

Lower consumption | Less wear | Lower emissions | Less tyre wear



LOW ENERGY CONSUMPTION HIGH



Top: ASW 391 GREEN-TEC
Bottom: ASW 381 GREEN-TEC

ASW 281 GREEN-TEC



Push-off trailer ASS 298 GREEN-TEC AGRO TRUCK

CAPACITY LOW WEIGHT MORE PAYLOAD



ASS GREEN-TEC as road trailer



Harvest application with semi-trailer

Overloading augers

Fliegl overloading augers for maximum output in the transport logistics



OVERLOADING AUGER TYPE 500

Overloading pipe with Ø 500 mm
Folds hydraulically.
Overloading height from 4.30 m (depending on tyres).
Overloading rate about 10 to / min



OVERLOADING AUGER TYPE 400

Overloading pipe with Ø 400 mm
Folds hydraulically.
Overloading height from 4.30 m (depending on tyres).
Overloading rate about 7.5 to / min



Hydr. sliding gate allows the overloading auger to be completely emptied when loaded



Simple installation on all ASW types



OVERLOADING AUGER TYPE 600

Overloading auger with special milling drums for maize silage, wood chips, chicken manure, compost (not grass silage).
Overloading rate of maize silage, for example, is up to 14 m³/min.



The milling drums ensure uniform feed

Overloading belts

“MOBILFAST” | “POMOVER” | “RUBY”

OVERLOADING BELT “MOBILFAST”

Wear-resistant flat link chains | overloading apparatus folds hydraulically | PTO driven
Ideal for compost, wood chips, maize and grass.



- ⊕ Extremely powerful · Overloading height up to 5 m
- ⊕ Overloading rate 18 - 30 m³/min. (Depending on bulk material)
- ⊕ Robust overloading apparatus with scraper floor drive



OVERLOADING BELT “POMOVER PLUS”

Hydraulically folding overloading and cleaning belt “POM-Over” with cleaning rollers, e.g. for potatoes, carrots etc.



SUGAR BEET OVERLOADING BELT "RUBY"

Create beet clamps with "loading-ready" width and height. Can also load onto trucks.

RUBY



Trucks can be loaded in the shortest time

ADVANTAGES

- Higher output at the sugar beet harvest by bunkering while lifting the beet
- Makes the harvesting work easier with large plot lengths especially where the bunker volumes lifted are too low
- Tidy clamping system
- Overloading onto truck trailers
- Unloading rate up to about 750 tonnes / hour (depending on loading height)
- Unloading height adjustable hydraulically between 1.70 and 4.00 metres
- Emptying rate up to about 15 m³/min
- Soil-saving tyres - different variants to choose from - for low ground pressure, low drag resistance and low fuel consumption
- Convenient electro-hydraulic operation

FWS ISOBUS weighing system

a milestone in weighing technology

FWS ISOBUS weighs directly in the field, even on sloping ground, extremely accurately, quickly, and without recalibration.

- Gapless recording of the transport route
- Recording of loading and unloading processes



Digital CAN Bus weighing cells give exact weight data

CCI operator terminal



Operator terminal CCI-50

- 5.6" colour display
- i.MX357 CPU board
- Membrane keypad
- Touchscreen
- Scroll wheel with confirm key
- Punch button (grey)
- Interfaces: CAN1-In M12 8-pin connector, CAN1-Out M12 8-pin socket, SIGNAL/RS232 M12 12-pin socket, VIDEO M12 8-pin socket, LIN M8 4-pin socket, USB 2.0
- and much more

Operator terminal CCI-200

- 8.4" colour display
- i.MX357 CPU board
- Membrane keypad
- Menu switching key on the back
- Touchscreen
- Punch button (grey)
- Interfaces: such as CCI-50 + Bluetooth
- and much more




Data logger

Logging of machine values irrespective of the task



Describes the recorded machine values (tractor, implement etc.) which can be collected irrespective of the task. These values could be total values such as total area covered or total volume harvested, or also any other value that the implement is capable of sending. LOG data can be exported as ISOXML files (in the form of task controller data). This functionality can be used for products such as telematics loggers.



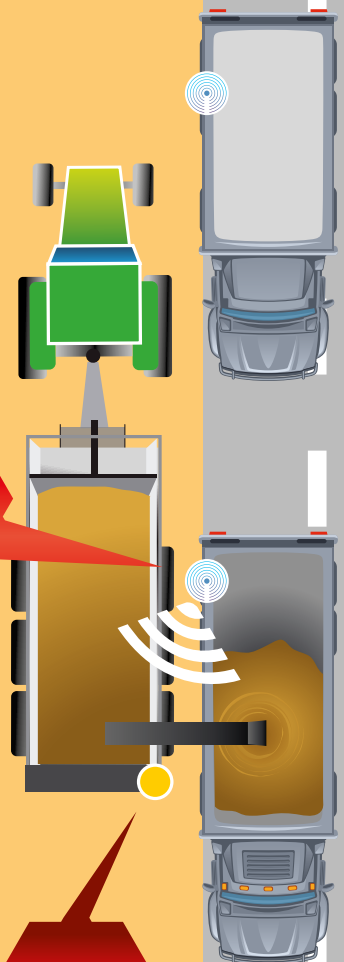



Fliegl Tracker HD

the transport chain
under control




Vehicles equipped with “Beacons” allow the entire transport chain to be recorded and tracked automatically, thus considerably reducing the driver’s workload.



Beacon sends
truck data and load
limit information

Receiver

- Simple technology
- Independent of manufacturer
- Easy to install
Beacons are small, light, watertight, independent and battery-operated.
- Low maintenance
Battery replacement only
- Cost-effective
- Error-free
The entire harvest fleet is recorded automatically - no more manual input errors.
- Secure harvesting process
For every truck equipped with a beacon, a data record is created in the job computer which allocates the related payload. The loading process can then be performed automatically from the FWS overloading wagon: The corresponding quantity is loaded exactly. Trucks are no longer overloaded. This improves road safety and prevents damage to vehicles and roads. Perfect truck capacity utilisation increases transport efficiency and saves fuel.



- High accuracy to +/- 0.1% of payload or +/- 10kg
- Hydraulic suspension not required - saving weight and costs
- Crop is weighed promptly in the field, even on sloping ground
- No detours to the next weighing station



iBeacon is a registered trademark of Apple Inc., USA

Chassis technology

For secure road handling, even in extreme driving situations!



The Fiegl swap system

Starting with the ASW 256 GIGANT push-off trailer, the chassis fitted as standard will be swap-body chassis. Your push-off trailer is thus a true all-rounder.

Due to the standard container locking the Push-Off Trailer can be fitted on any container trailer. On request also available as hook-lift trailer.



Titan tandem assembly for best ground adaptation



Hydraulic axle suspension



Air suspension



"Gigant"




"Gigant Plus"

Hydraulic axle adjustment



Cylinder for hydraulic lifting gear

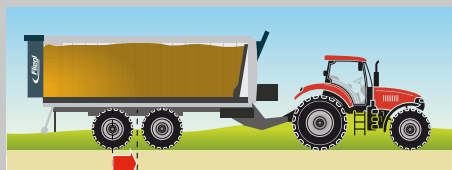
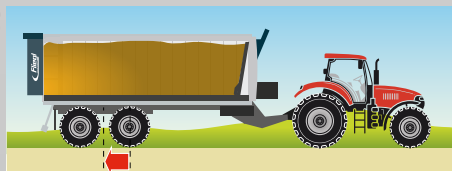
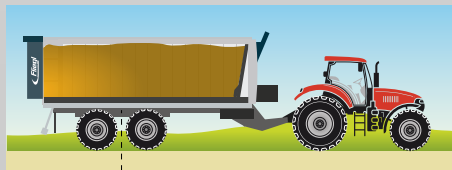


- 1 Swap chassis
- 2 Pre-fitted for PTO through-drive (spreading unit or overloading auger)
- 3 Hydraulic drawbar suspension
- 4 Swivelling drawbar for upper or lower hitch as standard

Adaptable – the Fliegl movable axle



TitanPlus

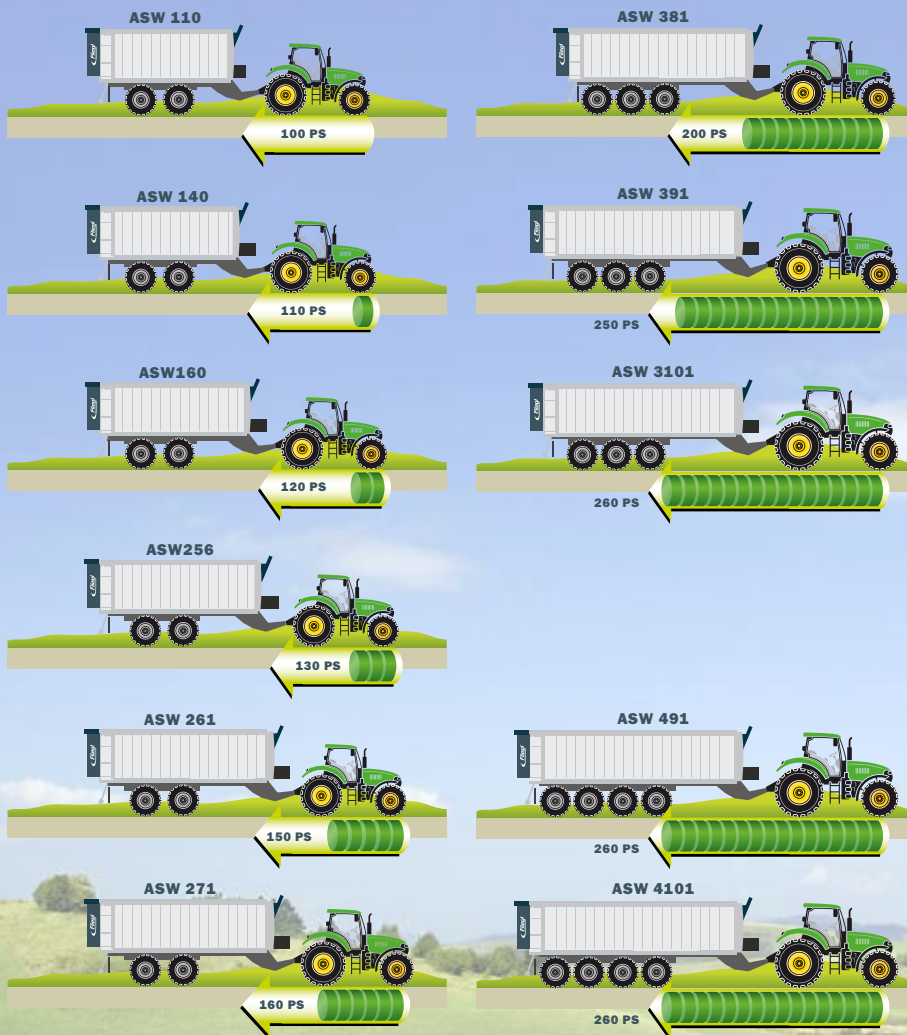


Optimal adaptation of drawbar load by mechanical axle shift (standard) or stepless hydraulic adjustment (as option)
 Drawbar load adaptation possible also when mounting an attachment (e.g. a spreading unit)

Axes shifted backward for use in the field
 Higher drawbar load = more traction in the tractor

Axes shifted forward for use on the road
 Lower drawbar load = greater ride comfort and less wear

ASW types and recommended tractor power (depending on type of use)



Functional description

With the swivelling drawbar, it is easy to change from top to bottom hitch.



Bottom hitch



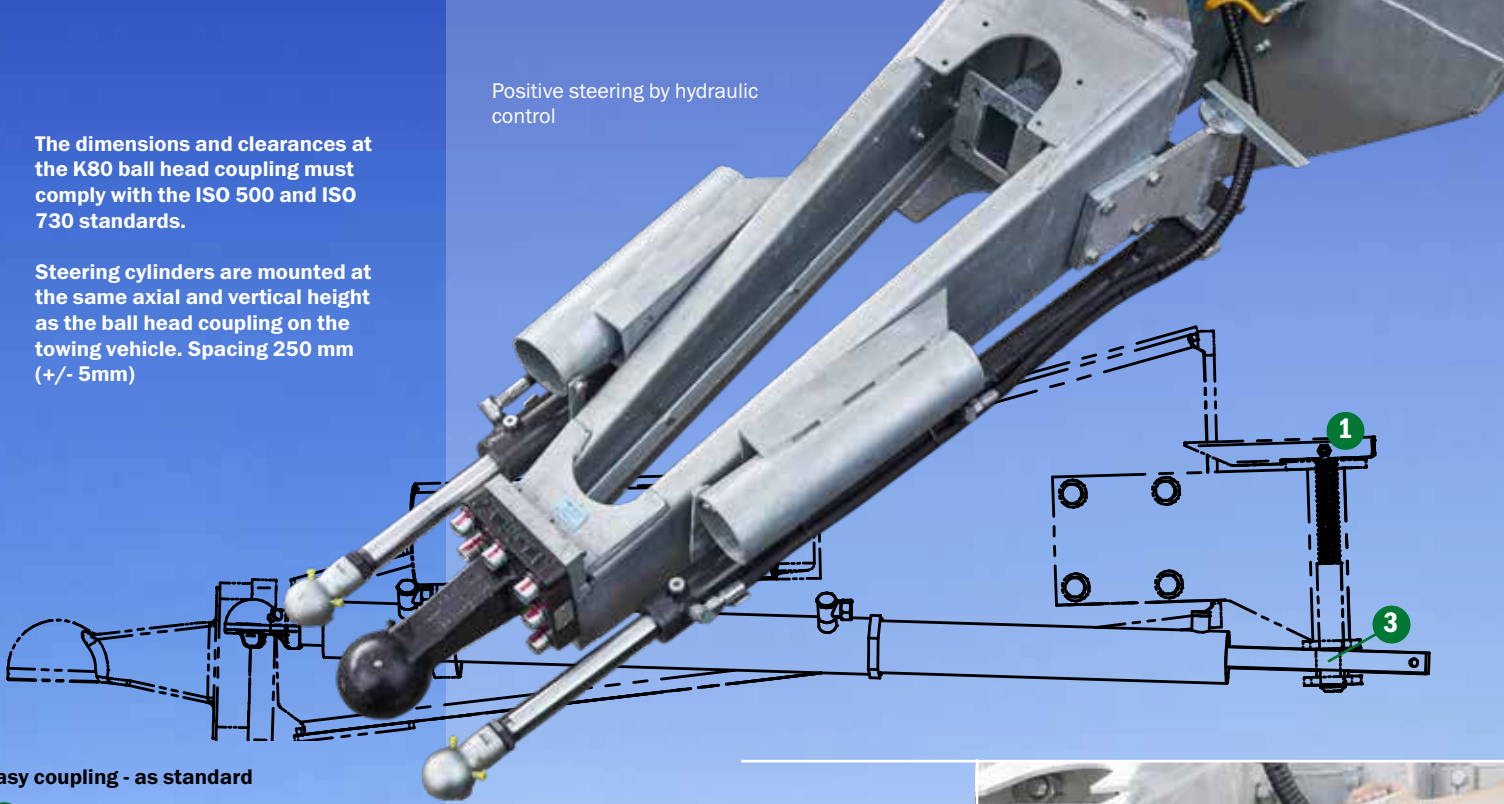
...swivels for top hitch

Top/bottom hitch

Positive steering by hydraulic control

The dimensions and clearances at the K80 ball head coupling must comply with the ISO 500 and ISO 730 standards.

Steering cylinders are mounted at the same axial and vertical height as the ball head coupling on the towing vehicle. Spacing 250 mm (+/- 5mm)



Easy coupling - as standard

- 1 Open the locking pin on the forced steering cylinder
- 2 Simple hitching of the K50 coupling on the tractor
- 3 Fix the locking pin

Mechanical forced steering



Steered



Straight-ahead travel

Optional: BPW axle

BPW steering axles with wave-form thrust bearings. They keep the wheel straight ahead when driving straight and turning, with the lateral forces on the tyres pressing the thrust washers over one another. After the turn the straight setting is automatically restored by the weight of the vehicle.



ASW equipment

Large-area back wall with grain slider as standard



200mm extensions for additional volume and less waste.



Mechanical side wall folding

Hydraulic large area back wall



Full LED rear lights with dynamic indicator made of impact resistant material.

Protectpackage



Mud guards and rear covers made of robust plastic parts guarantee clean surfaces and reduced risk of injury.



Rubber infill strips to prevent the lodging of dirt and debris.



Optional: Mechanical folding underide guard

Insight



New push-off wall „Insight“ made of shatter resistant material

Drop support leg



Hydraulic supporting leg

Grating extension: adjustable mechanically in the standard version, hydraulically adjustable as option.

Ladder

Hydraulic drawbar suspension starting from ASW256 GIGANT - Hitch height continuously adjustable.

For chassis technology, see Page 25

Germany 40 km/h version with fixed underride guard



Piton-Fix with swivelling eye



Ball-type coupling



Swivel Pitonfix



Piton-Fix



DIN pulling eye

When the large-area back wall opens, the underride guard folds up automatically



Spreader mechanism...

Fliegl spreader mechanisms bring the most varied of materials on to usable farmland areas precisely and evenly. Through this the effectiveness of the applied manure is optimized and the need to buy in additional artificial fertilizer is either reduced, or eliminated altogether. In this way time and money can be saved.

...versatility
with different output variants



“GIGANT” PUSH-OFF TRAILER WITH POWERFUL SPREADING GEAR

- Simple retrofit to all Fliegl push-off trailers
- You can convert your push-off trailer to a professional manure spreader within 20 minutes
- Universal application with any type of material, e.g. cattle or poultry manure, bulk and/or pourable materials such as sewage sludge, compost or lime
- Fine or wide-area spreading selectable
- Spreading gear with vertical rollers with enormous throughput capability - also optimal for silage spreading on flat silos





Spreader "Profi" DLG tested



The spreading gear is driven mechanically by a PTO through-drive shaft




Push-off speed is adapted automatically by the automatic feed control



Wide-spreading back wall



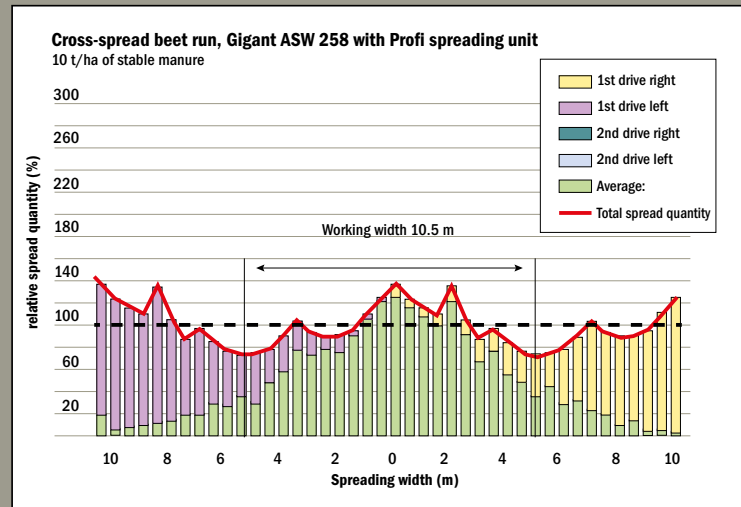
Sliding gate



Milling drums with throwing vanes

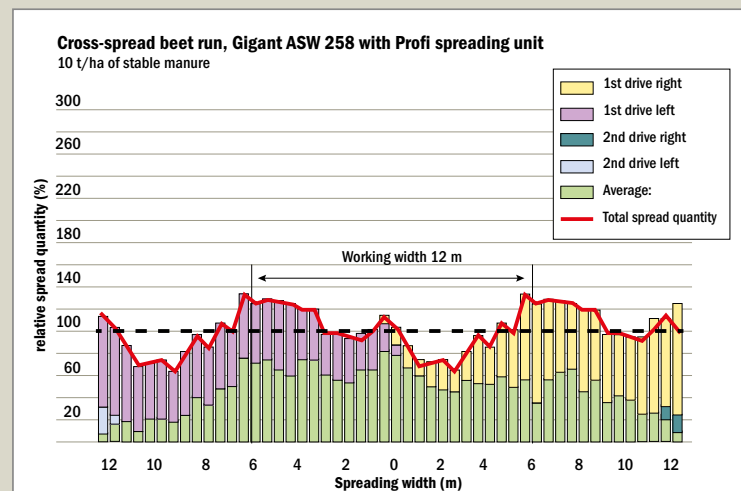


BASIC AND FULL SPREADING PATTERN WITH THE REAR FLAP OPEN



With a stacker truck, all spreading units can be installed easily within about 20 minutes.

BASIC AND FULL SPREADING PATTERN WITH THE REAR FLAP CLOSED



Spreader "Profi V2" and "Profi V2n"



Profi V2



Wide-spreading back wall



Sliding gate



Milling drums with slingers



The sliding gate is fully galvanised as standard. The spreading unit bearings can be accessed through a central lubrication bar for easy maintenance.



Mechanical folding side wall - optionally left or right



Spreader Profi V2 with slinger:

- Smooth startup
- Impervious to foreign objects
- Gentle on the gears, with low maintenance



FLIEGL ASW 271
 ✓ Verteilqualität
 Stallmist
 DLG-Prüfbericht 6293



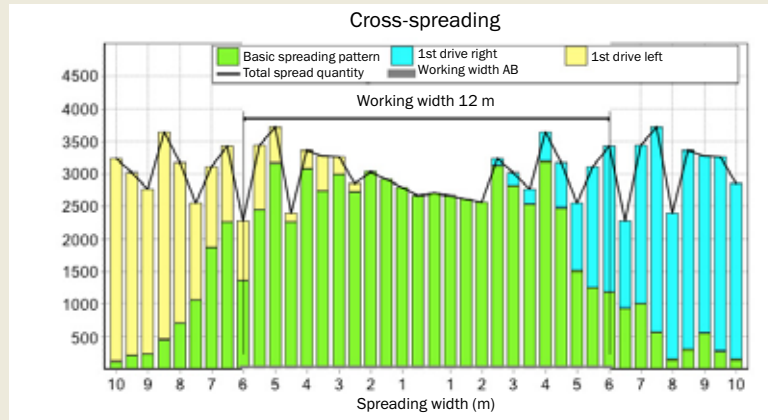
Spreader "Profi V2" with closed wide-spreading back wall



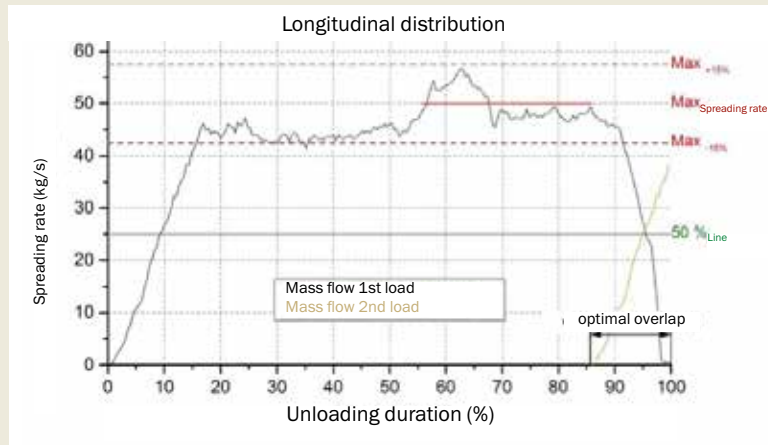
Profi V2n



ASW 271 WITH PROFI V2 STABLE MANURE 30 T/HA WITH REAR FLAP OPEN



Travel speed: 5.5 km/h | coefficient of variation (VK): 13.2% | ++



Coefficient of variation (VK): 9.79% | ++

DLG evaluation scale	VK% > 20 to 25	=	0
	VK% > 15 to ≤ 20	=	+
	VK% ≤ 15	=	++

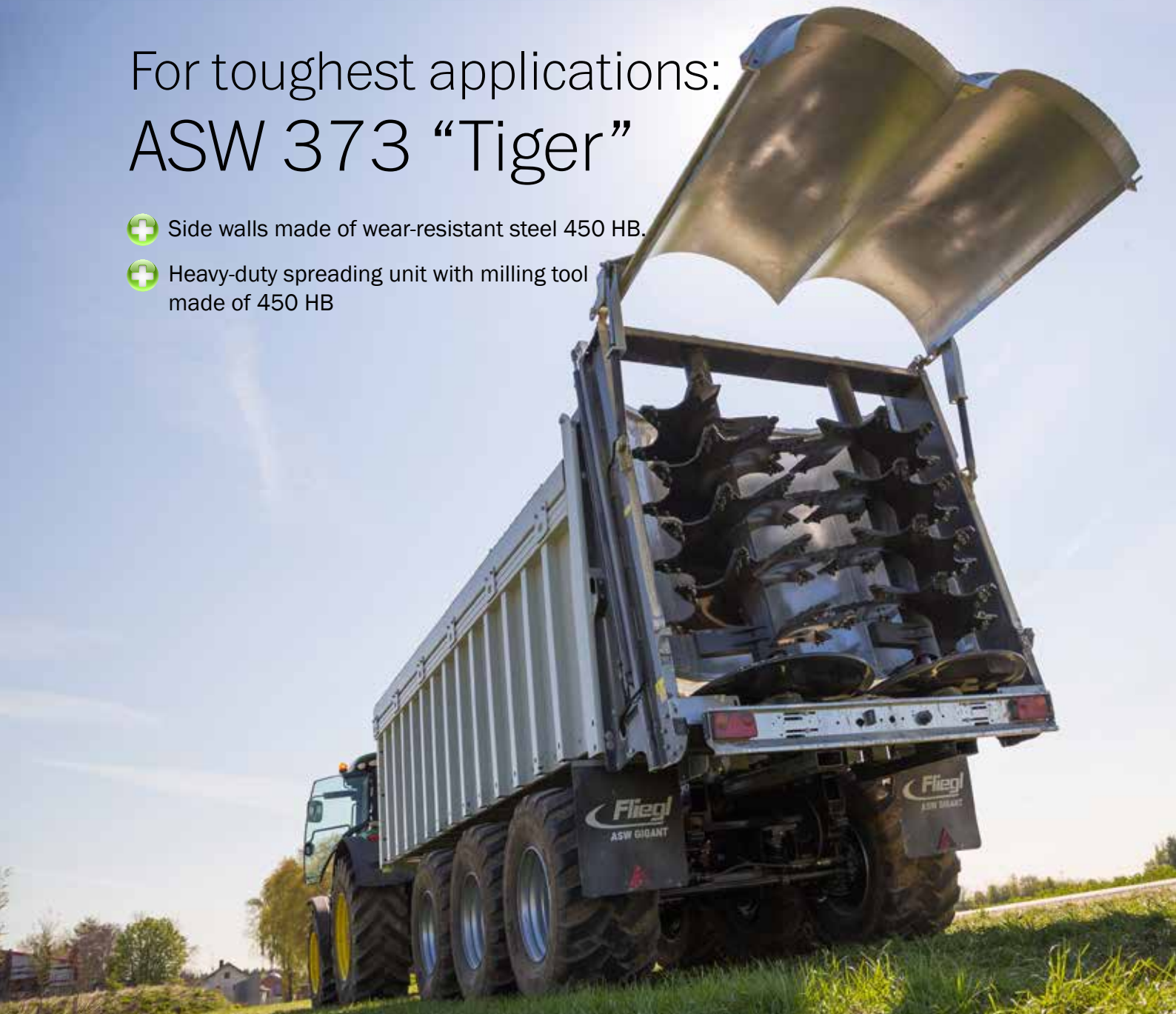
Spreader "Profi V2n"

For push-off trailers with 1500mm body height



For toughest applications: ASW 373 “Tiger”

- ⊕ Side walls made of wear-resistant steel 450 HB.
- ⊕ Heavy-duty spreading unit with milling tool made of 450 HB



Heavy-duty transmission for the toughest applications



ASW 373 Tiger protective grating to protect from foreign objects



Wide-spreading back wall



VARIOSENS

PERFECT SPREADING PATTERN WITH FLIEGL VARIOSENS SPREADING GEAR CONTROL FOR SPREADER “PROFI V2” AND “PROFI V2n”

CONTROL AND FEED SYSTEMS



Electric potentiometer with adjustable feed rate on control panel



Mechanical potentiometer with adjustable feed rate at the spreading unit



Automatic torque control with “I-SENS” feed control



The ISOBUS Multi-Control is a multi-machine control system. It allows parallel operation of a FLIEGL VARIO SENS and a FLIEGL TRAILER CONTROL, for example. So the Multi-Control simplifies the work of the operator and also increases the efficiency of the application itself.

One operation step by step - automatically:

- 1 PTO speed is checked and controlled
- 2 Optional opening of rear flap, e.g. for solid manure
- 3 Sliding gate is opened
- 4 Sliding wall is pushed out at maximum speed
- 5 Sliding wall is controlled according to torque
- 6 Two emptying strokes to completely remove remaining material
- 7 Sliding wall is retracted at maximum speed
- 8 Rear flap is closed
- 9 Sliding gate is closed

ADS push-off manure spreader

Solid manure spreading with patented push-off technology

Ideal: spreading pattern adjustable by hydr. drawbar tilt cylinder



ADS 200 with 19cbm volume



Hydraulic drawbar suspension, best ride comfort



Minimum wear with hydr. pushing system - no scraper floor.



Hydraulic sliding gate

Robust spreading unit with working width about 12 m



High stability - low centre of gravity

With proven push-off technology

No sensitive wear parts compared with a scraper floor



Protective grating as standard



Slinger

ADS 120 with spreading unit

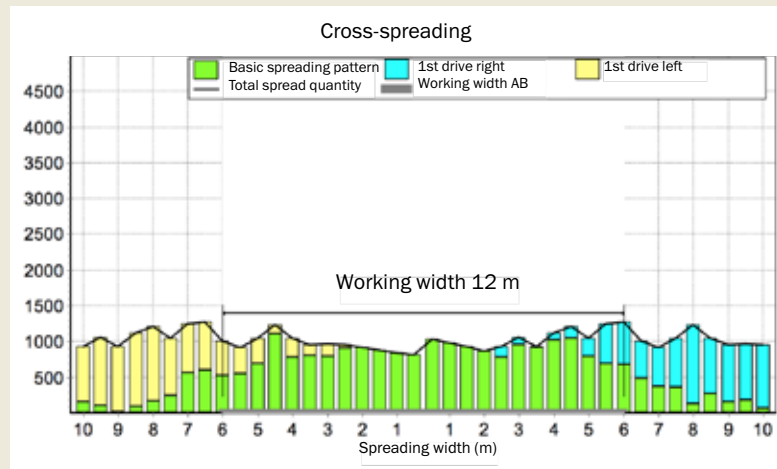


The sliding gate is fully galvanised as standard. The spreading unit bearings can be accessed through a central lubrication bar for easy maintenance.

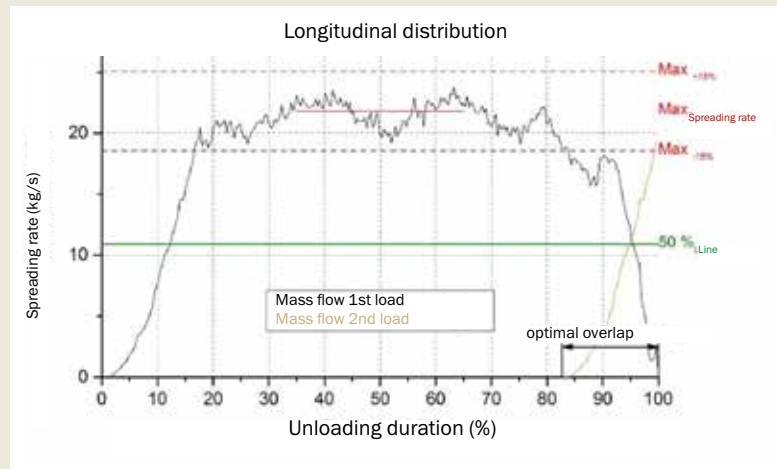


With the proven Fliegl push-off technology, the material is fed evenly to the spreading unit. When the spreading is over, the loading area is virtually clear and the underfloor remains clean, unlike with conventional scraper floors.

ADS 120 WITH PROFI V2 SPREADING UNIT STABLE MANURE 10 T/HA WITH REAR FLAP OPEN



Travel speed: 7.5 km/h | coefficient of variation (VK): 12.7% | ++



Coefficient of variation (VK): 8.03% | ++



FLIEGL ADS 120
 ✓ Verteilqualität
 Stallmist
 DLG-Prüfbericht 6292



Spreading unit Profi V2 with slinger:

- Smooth startup
- Impervious to foreign objects
- Gentle on the gears, with low maintenance

DLG evaluation scale	VK% > 20 to 25	=	0
	VK% > 15 to ≤ 20	=	+
	VK% ≤ 15	=	++

Technical data ADS

		ADS 60	ADS 80
Total permitted weight:	kg	6,000	8,000
Drawbar		Top hitch	Top hitch
Brake system		Overrun brake or hydraulic brake	Overrun brake or hydraulic brake
Net weight	kg	3,900	3,900
Dimensions L x W x H	mm approx.	3,500 x 1,300 / 2,100 x 900	4,000 x 1,300 / 2,100 x 1,350
Volume	Approx. m ³	6	9
Standard tyres		15/70-18 16 PR	385/65/22.5 RE



Optional: spreading roller protection and sliding gate for ADS 60



ADS 60 with 4 vertical rollers.



Optional:
40km/h version with mudguards with ADS 80 / ADS100 / ADS120

ADS 100	ADS 120	ADS 200 tandem
10,000	12,000	20,000
Bottom hitch	Bottom hitch	Bottom hitch
Compressed air with manual control or hydraulic brake	Compressed air with manual control or hydraulic brake	Compressed air with manual control or hydraulic brake
4,200	5,300	6,300
4,500 x 1,300 / 2,100 x 1,300	5,000 x 1,300 / 2,100 x 1,600	5,500 x 1,300 / 2,100 x 1,600
9	14	19
23.1/26	23.1/26	550/60-22.5



Mechanical feed control through mechanical potentiometer



Optional: feed control by electric potentiometer



As an option, the ADS can be retrofitted with an 800mm large-area back wall for use as a transport trailer

Technical data ASW

ASW tandem | tridem | quattro trailer



		ASW 110 single-axle	ASW 110	ASW 140
Total permitted weight:	kg	10,500	11,000	14,000
Number of axles		1	2	2
Tongue load	kg	2,500	2,000	2,000
Net weight	kg approx.	3,750	4,200	4,700
Body length incl. back wall	mm	5,100	5,100	5,600
Body width	mm	2,380	2,380	2,380
Body side height	mm	1,500	1,500	1,500
Platform height with standard tyres	mm approx.	1,250	1,100	1,250
Track width*	mm	1,850 - 2,000	1,850 - 2,000	2,000
Fill volume without compression	approx. m ³	20	20	22
Fill volume with compression with grass silage	approx. m ³	30	30	33
Oil quantity required	Litre	12	12	13

		ASW 373 TIGER	ASW 381 Gigant/GreenTec
Total permitted weight:	kg	29,000	29,000
Number of axles		3	3
Tongue load	kg	2,000	2,000
Net weight	kg approx.	13,200	7,780/6,300
Body length incl. back wall	mm	7,300	8,100
Body width	mm	2,380	2,380
Body side height	mm	1,500	2,000
Platform height with standard tyres	mm approx.	1,550	1,400
Track width	mm	2,050 - 2,150	2,050 - 2,150
Fill volume without compression	approx. m ³	27	40
Fill volume with compression with grass silage	approx. m ³	-	64
Required oil quantity	Litre	30	28



ASW 160	ASW 256	ASW 261	ASW 271	ASW 281 Gigant/Green Tec
16,000	20,000	20,000	20,000	20,000
2	2	2	2	2
2,000	2,000	2,000	2,000	2,000
4,900	5,500	6,200	6,800	7,500/6,100
5,600	5,600	6,100	7,100	8,100
2,380	2,380	2,380	2,380	2,380
1,500	1,500	2,000	2,000	2,000
1,250	1,400	1,400	1,400	1,450
2,000	2,050 - 2,150	2,050 - 2,150	2,050 - 2,150	2,050 - 2,150
22	22	30	35	40
33	33	48	56	64
13	16	17	21	28

ASW 391 Gigant/GreenTec	ASW 3101	ASW 491	ASW 4101	ASW D 4101
29,000	29,000	40,000	40,000	40,000
3	3	4	4	4
2,000	2,000	2,000	2,000	-
8,720/7,170	9,450	9,910	10,200	10,500
9,100	10,100	9,100	10,100	10,100
2,380	2,380	2,380	2,380	2,380
2,000	2,000	2,000	2,000	2,000
1,400	1,400	1,400	1,400	1,500
2,050 - 2,150	2,050 - 2,150	2,050 - 2,150	2,050 - 2,150	2,050 - 2,150
45	50	45	50	50
72	80	72	80	80
30	32	30	32	32

Technical data ASS




		ASS 278	ASS 288 Gigant/Green Tec	ASS 298 Gigant/Green Tec
Total permitted weight:	kg			
Number of axles		2	2	2
Assumed fifth wheel load	kg	11,000	11,000	11,000
Net weight	kg approx.	7,500	7,700/6,700	7,900/6,900
Body length incl. back wall	mm	8,100	8,800	9,800
Body width	mm	2,380	2,380	2,380
Body side height	mm	2,000	2,000	2,000
Platform height with standard tyres	mm approx.	1,400	1,400	1,400
Track width	mm	2,050	2,050	2,050
Fill volume without compression	m ³ approx.	38	43	48
Required oil quantity	Litre	28	30	32



ASS 2108 Gigant/Green Tec	ASS 388 Gigant/Green Tec	ASS 398 Gigant/GreenTec Tec	ASS 3108 Gigant/Green Tec	ASS 3125	ASW D 378 Gigant/Green Tec	ASW D 388 Gigant/Green Tec
2	3	3	3	3	3	3
11,000	11,000	11,000	11,000	11,000		
7,300	7,800/6,800	8,400/7,400	7,900	11,000	7,800/6,800	8100/7,100
10,800	8,800	9,800	10,800	12,500	7,800	8,800
2,380	2,380	2,380	2,380	2,380	2,380	2,380
2,000	2,000	2,000	2,000	2,000	2,000	2,000
1,400	1,400	1,400	1,400	1,400	1,400	1,400
2,050	2,050	2,050	2,050	2,050	2,050	2,050
51	43	48	51	60	38	43
35	30	32	35	50	28	30

*Depending on tyres
 **Volume for bulk material with material cone





We are Fliegl.

Three-way tipper and dumper

One-axle three-way tipper

from 2.6 to 8 t total weight



Advantages

- Robust hollow section frame
- Low centre of gravity
- Low net weight
- Nevertheless extremely robust and torsion-resistant
- Galvanised frame
- High stability
- Compact design
- High manoeuvrability
- Large tilt angle
- Available with side wall extensions



One-axle three-way tipper suitable for any tractor size



An agile all-rounder - sturdy and fast



EDK with side wall extensions
(can also be retrofitted).

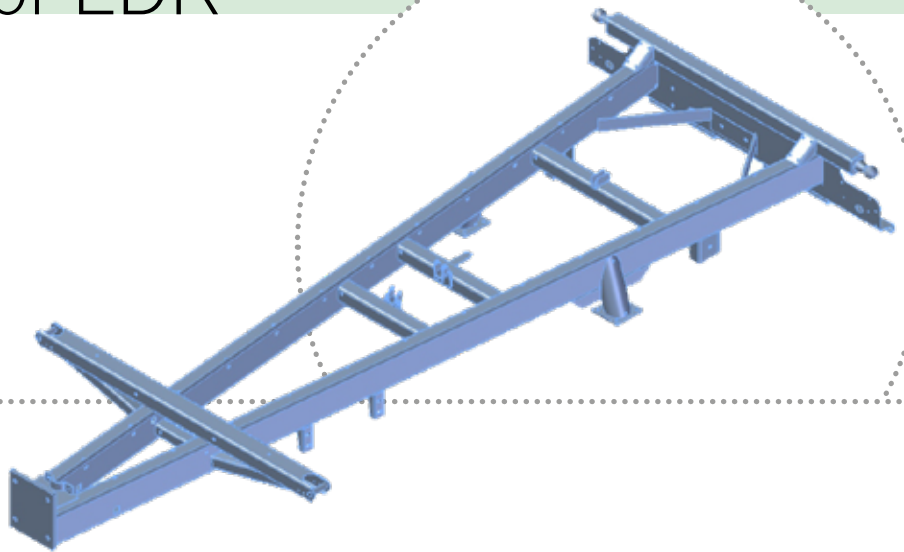


EDK 25 with leaf protection top piece

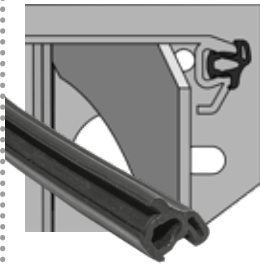
All tipper frames are HOT-DIP GALVANISED as standard

Equipment for EDK

Frame:
weight optimised frame for maximum payload



Bridge:
plug-in corner stanchions,
all-round rubber seal in special rubber profile
(starting from EDK 60)



Basic tailgate:
steel tailgates, sandblasted,
primed and powder-coated



2 five-chamber lights with
shock-resistant glass

Grain outlet starting from
EDK 40



Large tilt angle

Optional:
body 500 mm with ladder



Large-size axle with wide track
for best stability

Hollow section
frame, galvanised

Heavy-duty support wheel,
folding

Braking systems:
not braked
Parking brake
Overrun brake
Hydraulic brake
Compressed air brake

Tandem three-way tipper

from 8 to 20 t total weight

- Tandem tipper with hollow section frame proven thousands of times over
- Tapered bridge, length starting from 4,500 mm
- Tilt angle (up to 55° possible) for best run-out of any kind of bulk goods
- Robust: tailgates integrated in the automatic and the hydraulic back wall allow grain transport even with the silage body
- Grain slider as standard
- Front viewing grille on silage body as standard
- Extra-large axle gauge ensures outstanding stability on any terrain
- Particularly low platform height
- Side walls can be opened for loading



Silage tipper with hydraulic back wall

Hydraulic back wall with integrated tail gates

40 km/h version with underride guard and mudguards



With tapered bridge for complete emptying!

Hydraulic back wall with automatic locking

- ✚ With the new locking system developed by Fliegl, the back wall is first raised a bit vertically, then swivelled out.
- ✚ The hydraulic back wall opens by about 90° to allow loading from the rear.



TDK 160 with 1800 mm body
(3 x 600 mm tailgate)

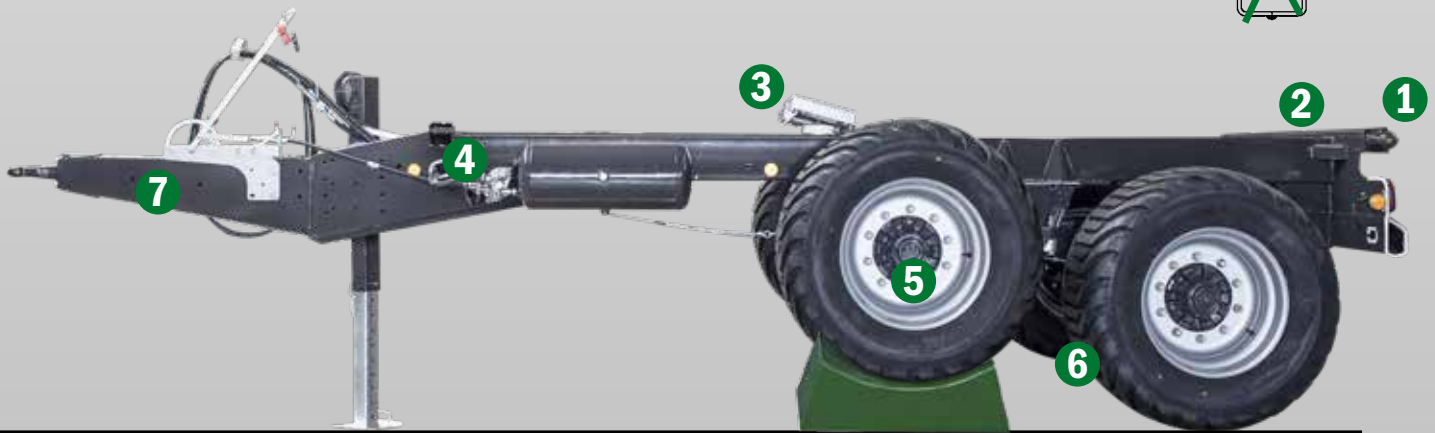
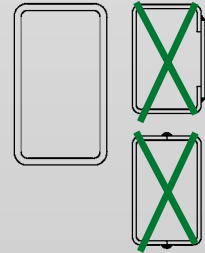


TDK 160 with hydr. gravel flap 500 mm
Bridge made of wear-resistant steel 450 HB,
corner stanchions welded.
Bridge: 5000 x 2320 x 2220 mm

Frame and TDK body

Fliegl tippers starting from the TDK 130 Series are fitted with a durable Titan tandem assembly which has been proven thousands of times over – for optimal ground compensation up to 30 cm.

Unique: The Fliegl wide-gauge chassis for greater stability!



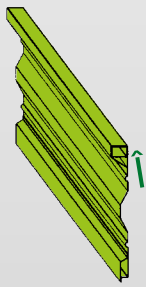
- 1 Large-size tilt ball bearing, extremely wide on the outside, for best stability.
- 2 Continuous, robust tipping cross bar, with extra-wide bearing at the rear.
- 3 Large-size tilt cylinder (gimbal mounting).
- 4 Extra-strong hollow section frame: (no welded U-profiles) ensures maximum stability (absolute torsion-resistance), so no warping is possible.
- 5 Heavy-duty axles with plenty of reserve.
- 6 Extra-large track width for unparalleled stability on challenging terrains.
- 7 Swivelling drawbar for top or bottom hitch.



Gigant tandem assembly - parabolic suspension



Titan tandem assembly for best ground adaptation, lubrication and maintenance free.



Perfection already at production!

- Steel tailgates - sandblasted, primed and powder-coated
- Basic tailgate starting from 4.5 m, extra reinforcement with socket pipes



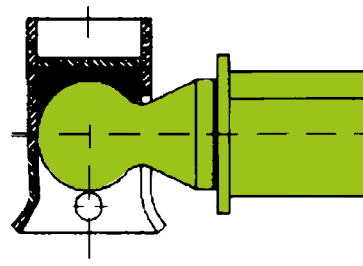
Extremely robust body for the toughest jobs...

- 1 Heavy-duty corner stanchions.
- 2 Adjustable tailgate tightener (option).
- 3 Heavy-duty cross bridge for optimal overloading weight.
- 4 Additional hard rubber cushion.
- 5 Heavy-duty bridge frame for extreme torsion resistance.



Absolutely secure!

- Tilt ball bearing at rear
- Two ball sockets with polyamide inlay on tempered ball heads, noise-absorbing, maintenance-free, low-wear, and centred exactly.
- The pivot pins are made so that any crossover points are excluded.



TDK equipment

Optional:
Hydraulic back wall
with integrated tailgates

Bridge (tapered):

Plug-in corner stanchions, steel floor,
all-round rubber seal in special profile

Basic tailgate:

Socket pipe, central locking rear, right and
left, tightening strap, steel tailgates sandblasted,
primed and powder-coated



2 five-chamber lights with
shock-resistant glass
Optional: LED

Grain outlet

Optional structural items available

Large tilt angle



Optional:
grating front panel as standard
in connection with hydr. back wall

Optional:
body with ladder

DIN drawbar eye 40 mm

Traction bar without
suspension, swivelling
for top or bottom hitch

Profi frame galvanised

Available:
• Heavy-duty support wheel, folding
• Support leg with 2 speeds,
• Hydraulic support leg

Tandem chassis, "Titan" tandem
vehicle assembly with parabolic
suspension



Two-axle three-way tipper

with total weight from 6 to 18 t



DK 180-88 XL

- With centre stanchions
- Parabolic suspension, lubrication-free
- Bridge 5,250 x 2,320 x 800 mm
- Body 600 mm or 800 mm



Top chassis!

- Bridge made of high-grade steel - sandblasted, dipcoat primed with two-component coating
- Galvanised, continuously formed frame, made with high-quality fine-grained steel (welded structure)
- Heavy-duty suspension
- Heavy-duty truck type slewing ring
- Galvanised frame optional

DK 180-88 Maxum:

- Parabolic suspension, lubrication-free
- Bridge 5,050 x 2,420 x 800 mm
- Body 600 mm or 800 mm

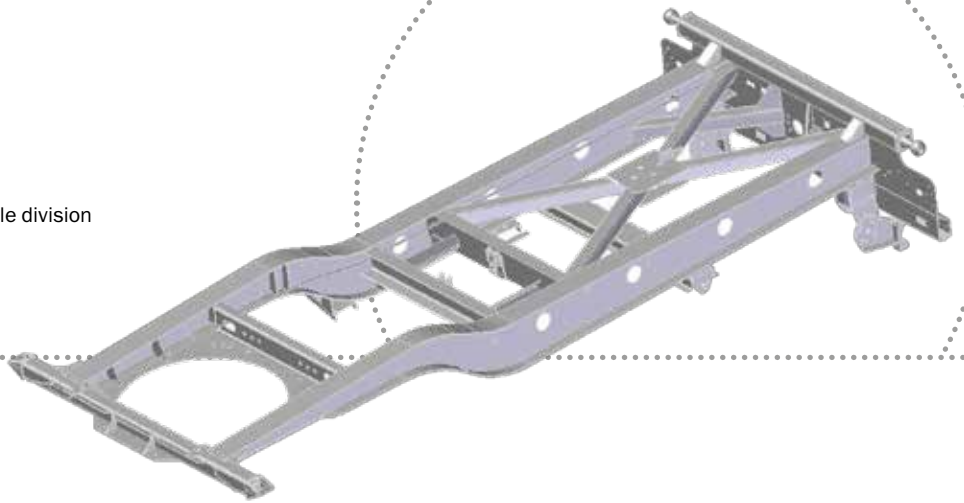


DK 180 Multiplex:

- Bridge: 5200 mm x 2420 mm
- High-load multiplex panels
- Portal doors on left
- No centre stanchion

DK equipment

Frame:
weight-optimised frame from the utility vehicle division
for perfect ground adaptation



Bridge:
plug-in corner stanchions, all-steel floor, all-round
rubber seal in special profile, bridge frame made
with high-grade steel sections, torsion-resistant
and stable

Basic tailgate:
central locking rear, right and left, steel tailgates
sandblasted, primed and powder-coated

2 five-chamber lights with
shock-resistant glass
Optional: LED



Optional: Structure

Optional:
trailer coupling rear, 8 t or
automatic up to 18 t

Rear grain slider



Large tilt angle

Optional:
tarp frame with PVC tarp



Optional:
Body with ladder

Optional:
platform

Optional:
tailgate tension spring

Frame as welded structure

Series:
V-drawbar

Optional:
Y-drawbar

Three-axle DDK three-way tipper with total weight 24 t



Advantages

- 3-axle three-way tipper, 24 t total weight with centre stanchion
- Bridge with high-grade steel – sandblasted, dipcoat primed with two-component coating
- Continuous frame (welded structure)
- Heavy-duty suspension, parabolic suspension, lubrication-free
- Heavy-duty, truck type slewing ring
- ALB



Optional: tailgate tension spring in heavy-duty version



DDK 240 with tarp assembly

- + Bridge length: 6.20 m / 7.20 m or 7.80 m
- + Accessories: Platform
- + Accessories: Tarp frame with roll-out PVC tarp

Technical data Three-way tipper

EDK | DK | DDK

1) depending on version and in the loaded state

2) other tyres on request

Other special equipment on request

One-axle three-way tipper

		EDK 20	EDK 25	EDK 40
Total permitted weight:	kg	2,670	3,500	4,000
perm. drawbar load	kg approx.	670	700	1,000
Net weight	kg approx.	500	600	950
Bridge size inside L	mm approx.	2,000	2,500	3,000
Bridge size inside W	mm approx.	1,200	1,500	1,600
Tailgate height	mm approx.	400	400	400
Bridge tapered				
Platform height approx. 1)	mm	720	800	850
Track width	mm	1,000	1,250	1,350
Tyres 2)		205 R 14	10/75/15	10/75/15
Tilt cylinder stroke	mm	900	900	900
Required oil quantity	ltr. approx.	4	4	7
Rear central locking		Optional	Optional	Standard
Side central locking				Optional

Two-axle three-way tipper

		DK 60	DK 80	DK 110-88	DK 130-88	DK 140-88
Total permitted weight:	kg	6,000	8,000	11,000	13,000	14,000
Net weight	kg approx.	1,600	1,850	2,000	3,400	2,720
Bridge inside size	mm approx.	4,000	4,500	4,500	4,500	4,500
Bridge inside size	mm approx.	2,000	2,220	2,220	2,220	2,220
Tailgate height	mm approx.	500	500	500	600	500
Bridge tapered			Standard	Standard	Standard	Standard
Platform height approx. 1)	mm	1,050	1,200	1,250	1,300	1,300
Track width	mm	1,650	1,850	1,850	1,850	1,850
Tyres 2)		10/75/15	11.5/15	12.5/80/18	385-22.5 RE	385-22.5 RE
Tilt cylinder stroke	mm	1,500	1,850	1,850	1,850	1,850
Required oil quantity	ltr. approx.	12	14	14	14	16.5
Rear central locking		Standard	Standard	Standard	Standard	Standard
Side central locking		Standard	Standard	Standard	Standard	Standard
Centre stanchions						



EDK 50	EDK 60	EDK 65	EDK 80 - 4000	EDK 80 - 4500
5,500	6,000	6,000	8,000	8,000
1,000	1,000	1,000	1,000	1,000
1,000	1,200	1,400	1,600	1,700
3,500	4,000	4,000	4,000	4,500
1,800	2,000	2,200	2,200	2,200
400	500	500	500	500
				Standard
880	980	1,050	1,180	1,180
1,450	1,650	1,850	1,850	1,850
11.5/15	11.5/15	13/75/16	385-22.5 RE	385-22.5 RE
1,050	1500	1,500	1,500	1,850
7	12	12	12	14
Standard	Standard	Standard	Standard	Standard
Optional	Standard	Standard	Standard	Standard

Three-axle three-way tipper

DK 160	DK 140-88-5	DK 180-88	DK Max. 180-88	DDK 240-6.20	DDK 240-7.20	DDK 240-7.80
16,000	14,000	18,000	18,000	24,000	24,000	24,000
3,820	3,700	4,200	3,850	5,800	6,200	7,100
4,500	5,000	5,250	5,050	6,200	7,200	7,800
2,320	2,320	2,320	2,420	2,320	2,320	2,320
800	600	800	800	800	800	800
Standard	Standard					
1,300	1,300	1,350	1,350	1,400	1,400	1,400
1,850	1,850	1,950	1,950	1,950	1,950	1,950
385-22.5 RE	385/65/22 RE	385-22.5 RE	385/65/22.RE	385-22.5 RE	385-22.5 RE	385-22.5 RE
1,850	2,150	2,000	2,000	2,250	2,250	2,500
16.5	20	28	28	35	35	40
Standard	Standard	Standard	Standard	Standard	Standard	Standard
Standard	Standard	Standard	Standard	Standard	Standard	Standard
		Standard		Standard	Standard	Standard

Technical data TDK

Tandem three-way tipper

		TDK 80	TDK 80-88	TDK 110-88
Total permitted weight:	kg	8,000	8,000	11,000
perm. drawbar load	kg approx.	1,000	1,000	2,000
Net weight	kg approx.	1,800	1,950	2,250
Bridge inside size	mm approx.	4,000	4,500	4,500
Bridge inside size	mm approx.	2,200	2,220	2,220
Tailgate height	mm approx.	500	500	500
Bridge tapered			Standard	Standard
Platform height approx. 1)	mm	1,150	1,150	1,180
Track width	mm	1,850	1,850	1,850
Tyres 2)		11.5/15	11.5/15	13/75/16
Tilt cylinder stroke	mm	1500	1,850	1,850
Required oil quantity	ltr. approx.	12	14	14
Rear central locking		Standard	Standard	Standard
Side central locking		Standard	Standard	Standard



TDK 130	TDK 140-88	TDK 160	TDK 200	TDK 255
13,000	14,000	16,000	20,000	20,000
2,000	2,000	2,000	2,000	2,000
3,190	3,300	3,500	4,400	4,600
4,500	4,500	5,000	5,000	5,500
2,220	2,220	2,320	2,320	2,320
600	500	600	600	800
Standard	Standard	Standard	Standard	Standard
1,180	1,300	1,300	1,350	1,350
1,850	1,850	1,850	2,050	2,050
15/70-18 12PR	385-22.5 RE	385/65/22.5 RE	385-22.5 RE	385-22.5 RE
1,850	1,850	2,150	2,150	2,150
14	16.5	20	28	28
Standard	Standard	Standard	Standard	Standard
Standard	Standard	Standard	Standard	Standard

1) depending on version and in the loaded state
2) other tyres on request
Other special equipment on request



TMK dumper

Fliegl dumpers are distinguished by their greater diversity, innovative details with know-how from the Fliegl utility vehicle production, and customised versions for special applications.



Top picture:
Mechanically folding protective grating

Galvanised body, folding

- Pull-out ladder
- Series: front inspection window,
- Holder for hydraulic and compressed air hoses and light cables

Bottom picture: standard starting from TMK 256:
hydraulic drawbar suspension and drop support leg, mechanical



TMK Potato

- Body height 1250 mm
- Longer projection at rear for loading bunkers
- Jumbo chassis
- Body length 6.60 m
- Large grille with removable inspection panel

With tapered body for complete emptying



For gravel and soil transport: TMK 130S

Other advantages:

- Low net weight for more loading capacity
- Unique Fliegl wide-gauge chassis for best stability
- Titan tandem assembly proven thousands of times over, for optimal ground compensation up to 30 cm
- Various assemblies available
- Heavy-duty, powerful underride guard with protected lighting

Dumper TMK Profi

With round front wall and volume rear flap starting from TMK 264
More volume thanks to compact shape and short frame design



The TMK 373 Profi with body length 7.30 m

Tandem TMK 269 Profi with body length 6.90 m and tilt angle about 55°





Tandem three-way dumper

More diversity and innovative details, more load capacity and lower net weight combined with full unloading flexibility on left, right or at the rear.

Advantages

- High stability thanks to the standard Fliegl original wide-gauge chassis
- Profi frame with swivelling drawbar for top or bottom hitch
- Total weight 14 to 33 t
- 4.65 to 7.15 metre
- Titan tandem assembly with parabolic suspension from 4.65 to 5.30 metre
- Extra large size corner stanchions

With tarp



Tandem three-way dumper, extremely robust with reinforced side wall.

ZDMK 200 Profi with hydraulic opening side wall

“BULL” dumper

Steadiness, high stability during the tipping process, hydraulic large-area back wall with bolted tailgate elements: these are the strong points of the “BULL” vehicle concept.



Robust side walls made with galvanised high-grade steel, made fabricated with individually bolted click parts. If they are damaged, they can be replaced easily at reduced cost.



Optimal ride characteristics on any terrain.



Advantages

- When opened, the large-area back wall turns towards the axle centre.
- Stability through lower centre of gravity
- Lower frame projection ensures tractor stability when tipping
- Robust side walls with galvanised high-grade steel made with individually bolted click parts
- Load volume up to 40 m³ possible
- Hydraulic suspension drawbar
- Drawbar swivels for top or bottom hitch
- Large-sized axles



Hydraulic drawbar suspension


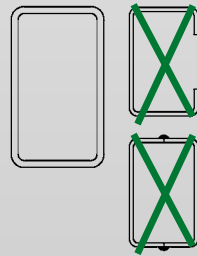


TMK BULL 276 with rounded bulkhead

Maximum stability when tipping thanks to low rear projection of the body towards the axle centre and the hydraulically operated large-area back wall which turns towards the axle centre when opening.

TMK frame and body

+ **Unique:** The Fliegl wide-gauge chassis for greater stability!



- 1** Large size tilt ball bearing up to body size 5.15 m for optimum stability.
- 2** All Bull bodies and dumpers starting from TMK 256 have a heavy-duty tilt bearing mounted directly on the frame
- 3** Continuous, robust tipping crossbar, extra-wide bearing at the rear.
- 4** Large-size tilt cylinder (gimbal mounting).
- 5** Specially strong hollow section frame: (no U-sections welded together) ensure maximum stability (absolute torsion resistance), so warping of the frame is not possible.
- 6** Heavy-duty axles with plenty of reserve.
- 7** Extra-large track width for unparalleled stability on challenging terrains.
- 8** Swivelling drawbar for top or bottom hitch.



Always variable – the Fliegl Profi frame!

- Standard starting from TMK 140
- Swivelling drawbar for top or bottom hitch
- Drawbar with suspension (standard starting from TMK 256 body length 5650 mm)



- 1 Heavy-duty cross bridge for optimal overloading weight
- 2 Heavy-duty bridge frame for extreme torsion resistance
- 3 Reinforcement sections edged and rounded from one piece
- 4 Side walls shaped from one piece
- 5 Large tilt angle



Gigant tandem assembly (TMK 200 starting from 5.65 m body length)



Tandem assembly "Gigant Plus"



Titan tandem assembly for best ground compensation.

TMK equipment


Optional:
body top piece

Body:
tapered, all steel

2 five-chamber lights
with shock-resistant glass
Optional: LED



Grain outlet



Large-sized tilt angle



55°

Hydraulic back wall

Series:
inspection window and ladder



DIN drawbar eye 40 mm

Available:
• Heavy-duty support wheel, folding
• Support leg with 2 speeds,
Hydraulic support leg

Profi frame galvanised
Swivelling drawbar for
top and bottom hitch



One-axle dumper

		EMK 80	EMK 110
Total permitted weight:	kg	8,000	11,000
perm. drawbar load	kg	1,000	1,500
Net weight	kg approx.	2,600	2,690
Body inside length	mm approx.	4,650	4,650
Body inside width	mm approx.	2,320	2,320
Body inside height	mm approx.	1,300	1,300
Bridge tapered		Yes	Yes
Platform height approx.	mm	1,300	1,300
Track width	mm	1,850	2,050
Tyres		385/65-22.5 RE	385/65-22.5 R
Tilt cylinder stroke	mm	1,850	1,850
Required oil quantity approx..	l	15	15
Hydraulic back wall		Yes	Yes

Tandem dumper

		TMK 200-5.15	TMK 256	TMK 264
Total permitted weight:	kg	20,000	20,000	20,000 – 24,000
Perm. drawbar load	kg	2,000	2,000	2,000
Net weight	kg approx.	4,100	4,550	5,200
Inside body length	mm	5,150	5,650	6,400
Inside body width	mm	2,320	2,320	2,320
Body inside height	mm	1,500	1,500	1,500
Bridge tapered		Yes	Yes	Yes
Platform height approx.	mm	1,300	1,400	1,400
Track width	mm	2,050	2,050	2,050
Tyres		385/65-22.5 R	385/65-22.5 RE	385/65-22.5 RE
Tilt cylinder stroke	mm	2,150	2,150	2,150
Required oil quantity approx..	l	28	28	32
Hydraulic back wall		Yes	Yes	Yes



Technical data

One-axle/tandem/tridem dumper

Tandem dumper

TMK 80	TMK 110	TMK 140	TMK 160
8,000	11,000	14,000	16,000
1,000	2,000	2,000	2,000
2,910	2,990	3,300	3,850
4,650	4,650	4,650	5,150
2,320	2,320	2,320	2,320
1,300	1,300	1,300	1,500
Yes	Yes	Yes	Yes
1,100	1,100	1,250	1,250
1,850	1,850	2,000	2,000
12.5/80 -18	12.5/80 -18	385/65-22.5 R	385/65-22.5 R
1,850	1,850	1,850	2,150
15	15	16.5	20
Yes	Yes	Yes	Yes

Tridem dumper

TMK 269	TMK 273	TMK 373	TMK 378
20,000 – 24,000	21,000 – 24,000	29,000 – 33,000	29,000 – 33,000
2,000	2,000	2,000	2,000
5,600	5,800	6,200	6,350
6,900	7,300	7,300	7,800
2,320	2,320	2,320	2,320
1,500	1,500	1,500	1,500
Yes	Yes	Yes	Yes
1,400	1,400	1,400	1,400
2,050	2,050	2,050	2,050
385/65-22.5 RE	385/65-22.5 RE	385/65-22.5 RE	385/65-22.5 RE
2,500	2,500	2,500	2,500
37	37	37	37
Yes	Yes	Yes	Yes

Technical data

Three-way tipper and dumper “Bull”



Three-way dumper

		TDMK 160 tandem	TDMK 253 tandem
Total permitted weight:	kg	16,000	20,000
perm. drawbar load	kg	2,000	2,000
Net weight	kg approx.	3,950	5,300
Body inside length	mm	4,550	5,300
Inside body width	mm	2,300	2,300
Body inside height	mm	1,500	1,500
Bridge tapered		Yes	Yes
Platform height approx.	mm	1,350	1,400
Track width	mm	2,050	2,050
Tyres		385/65- 22.5 RE	385/65-22.5 RE
Tilt cylinder stroke	mm	1,850	2,150
Required oil quantity approx.	l	16.5	28
Hydraulic back wall		Yes	Yes

“BULL” Series dumper

		BULL 271 tandem	BULL 276 tandem	BULL 376 tridem
Total permitted weight:	kg	20,000 – 21,000	20,000 – 24,000	29,000 – 31,000
Net weight	kg	6,200	6,900	7,400
Body inside length incl. back wall*	mm	7,100	7,600	7,600
Body inside width (tapered)	mm	2,270 x 2,320	2,270 x 2,320	2,270 x 2,320
Body inside height	mm	1,500 – 2,300	1,500 – 2,300	1,500 – 2,300
Loading capacity (depending on body) up to	approx. m ³	37	40	40
Platform height approx.	mm	1,450	1,450	1,450
Track width	mm	2,050	2,050	2,050
Tyres		385/65-22.5	385/65-22.5	385/65-22.5
Tilt cylinder stroke	mm	2150	2500	2500

*Total length incl. tapered bulkhead and 800 mm back wall



TDMK 256 tandem	TDMK 261 tandem	TDMK 371 tridem	ZDMK 200 two-axle
20,000	20,000	29,000	18,000
2,000	2,000	2,000	–
6,200	6,300	6,900	4,300
5,600	6,150	7,150	5,250
2,300	2,300	2,300	2,300
1,500	1,500	1,500	1,500
Yes	Yes	Yes	Yes
1,400	1,450	1,450	1,350
2,050	2,050	2,050	1,950
385/65-22.5 RE	385/65-22.5 RE	385/65-22.5 RE	385/65-22.5 RE
2,250	2,500	2,500	2,150
28	37	37	28
Yes	Yes	Yes	Optional







We are Fliegl.

Transport technology

Hook lift system as tandem or tridem roll-off tipper



Extremely powerful, with universal and flexible application.

Available with different roll-off bodies

High tilt angle of up to 50 °



HKL22 with ASW container



HKL22 with platform structure



Tridem HKL29

The benefit for you:

With just one hook lift chassis, a variety of containers, including original Fliegl push-off containers, and even large slurry tanks can be transported - saving time and costs. This vehicle is especially suitable for tasks where the container has to be stationary when filled.

Optional: adjustable hook height



The beneficial design of the lever arm and hook also allows low pick-up heights with little effort.

Swivelling drawbar for top and bottom hitch



Operation by remote control (optional)



Hydraulic drawbar suspension



On-board hydraulics 60 litre (optionally 90 l) driven by PTO shaft with hydraulic pump and oil container





Forged, easily replaceable lifting hook

Reversible locking system for inside and outside locking

Large cast steel rollers (\varnothing 310mm) with large centring bevel make it easier to raise the container.



Optional: hydraulic support at the axle

Optional: air suspension with automatic lowering when tipping


Optional: extendible lighting carrier, brake connection and hydraulics for 2nd trailer



Tandem assembly "Gigant Plus"



Hydraulic axle suspension



Gigant tandem assembly

		HKL 22	HKL29
Total permitted weight:	kg	20,000	29,000
perm. drawbar load	kg	2,000 to 4000	2,000 to 4000
Net weight depending on version	kg approx.	5,840	6,900
Lifting force	kg	21,000	27,000
Container length	mm approx.	5,000 – 7,000	5,600 – 7,500
Roller height with tyres 385/65-22.5 RE	mm	1,160	1,260
Tilt angle	degrees	52	46
Track width depending on tyres	mm	2050/2150	2050/2150
Tyres		385/65-22.5 RE	385/65-22.5 RE
Required oil quantity approx.	l	35	Own on-board hydraulics
Hydr. body locking	inside + outside	Standard equipment	Standard equipment



Bale grid for type DPW 180 B as standard

Optional: rear extension (1200 mm)



Available as tandem, two-axle and three-axle trailer with total weight from 8 t to 24 t.

		ZPW 80	ZPW 100	ZPW 120 B	ZPW 140
Total permitted weight:	kg	8,000	10,000	12,000	14,000
Bridge length	mm	5,400 – 8,200	5,400 – 8,200	6,900	5,400 – 8,200
Bridge width	mm	2,480	2,480	2,480	2,480
Platform height	mm	Approx. 1170	Approx. 1170	Approx. 1170	Approx. 1170
Tyres		12.5/80-18	12.5/80-18	15/55-17	355/60-18

		ZPW 160 BL	ZPW 180	DPW 180B	DPW 210 BL Profi
Total permitted weight:	kg	16,000	18,000	18,000	21,000
Bridge length	mm	6,900	5,400 – 8,200	9,900	9,900
Bridge width	mm	2,480	2,480	2,480	2,480
Platform height	mm	Approx. 1190	Approx. 1190	Approx. 1100	Approx. 1100
Tyres		385/65-22.5 RE	385/65-22.5 RE	15/55-17 14 PR	385/55-22.5 RE

		DPW 240	TPW 100	TPW 140	TPW 180
Total permitted weight:	kg	14,000	10,000	14,000	18,000
Bridge length	mm	6,900 – 9,900	5,400 – 8,200	5,400 – 8,200	6,900 – 8,200
Bridge width	mm	2,480	2,480	2,480	2,480
Platform height	mm	Approx. 1190			
Tyres		385/65-22.5 RE	235/75 R 17.5	385/65-22.5 RE	385/65-22.5 RE



Bale transport trailer ZPW 120



Optional: bale grid, straight



Tandem platform trailer with bale securing grid and special paint (optional)



ZPW 140 with aluminium tailgates

Platform trailer TPA with drive-on ramps

from 12 t to 29 t



Stowage box, lashing lugs etc. available as option

From TPA 200 on: Hydraulic tipping drawbar



Top: drive-on ramps as standard with spring jack, and hydraulically operated as option

Top: bridge rear tapered to about 900 mm

Bottom: drawbar with spindle adjustment

Bottom: rear support with 2 drop legs



The TPA 370
Bulkhead 800 mm as standard
Folding drive-on ramps

Optional: drive-on ramps
folded hydraulically

Practical: movable
drive-on segments to adapt to track width

		TPA 120	TPA 200	TPA 370
Total permitted weight:	kg	12,000	20,000	29,000
Bridge length	mm	5,200	8,200/10,000	8,200/10,000
Bridge width	mm	2,480	2,480	2,480
Platform height approx.	mm	1050 - 1170	1050	1050
Tyres		235/75R17.5"	445/45R19.5"	445/45R19.5"



Drive-on ramps with wood covering, bridge
floor made of 3.5 mm steel sheet, painted on
the TPA 120



Corner stanchions are plug-in type for easy
drive-on

Overloading trailer “VARIO”

Additional equipment options

- Rolling tarp operated from the ground
- Cardan shaft on one side, wide angle with friction clutch on tractor side
- FWS ISOBUS weighing device with printer
- Rear steering axle (starting from tandem)
- Fliegl Tracker system
- Overloading rate up to 10t/min.

Benefits

- Threshing efficiency is raised by up to 30%
- No harvester downtimes
- Perfect transport records with the Fliegl Tracker system



ULW 30 with 30 m³ volume

Volume	approx. m ³
Total technical weight in the field	kg
Volume	approx. m ³
Overloading height depending on tyres	mm approx.
Power requirement	HP
Tyres, others available as option	
Ø screw conveyor	mm
Overloading rate	t/min.



ULW 20 single-axle	ULW 25 single-axle	ULW 25 tandem	ULW 30 tandem	ULW 40 tridem	ULW 45 tridem
20	25	25	30	40	45
16,000	16,000	26,000	26,000	34,000	34,000
20	25	25	30	40	45
4,300	4,300	4,300	4,300	4,300	4,300
From 120	From 120	From 160	From 180	From 250	From 250
28 L 26	28 L 26	550/60-22.5	600/55-26.5	600/55-26.5	650/50R22.5
320	420	420	420	420/520	420/520
6.0	7.5	7.5	7.5	7.5/10	7.5/10

Cattle transport trailer TTW “NOAH”

Greater safety for livestock transport



Access doors front right as standard



Hydraulic lifting gear to assist entry and exit



Adjustable separating grid and checker plate floor with effluent outlet

		TTW 100	TTW 140
Total permitted weight	kg	10,000	14,000
Tongue load	kg	2,000	2,000
Bridge	mm	6,300 x 2,200 x 1,500	8,300 x 2,200 x 1,500
Tyres		445/45-R19.5 RE	385/65-R22.5
Chassis		Single-axle	Tandem



The TTW 140 Tandem Noah livestock transport trailer has a total length of 8.3 m and is perfectly suitable for larger-scale livestock transports

Benefits

- More safety for livestock transport with the non-slip checker plate floor
- Easier and gentler entry and exit for the animals with the hydraulic lifting gear
- Optionally with cover tarp
- 2-circuit compressed air with manual control
- Rubber floor (optional)
- Adjustable grid to separate individual animals
- 25km/h version with TÜV for Germany

Index

A

Access doors 96
Adjustable spreading pattern 38
ADS push-off manure spreader 38
AGRO TRUCK 12, 17
Air suspension 12, 14, 24
Aluminium 13
Animal transport trailer 97
ASW 373 "Tiger" 36
ASW equipment 28
Axle adjustment 25

B

Bale retaining grid 91
Basic tailgate 52, 58, 62
Beacons 23
Beet clamps 21
Body top piece 78
Bottom hitch 26
BPW steering axle 27
Bridge 52, 58, 62
Bridge frame 57
"BULL" dumper 74
Bunker volume 21

C

CCI display 22
Central locking 58
Centre of gravity 6
Chain floor 7
Chassis technology 24
Checker plate 96
Cleaning belt 20
Cleaning rollers 20
Coefficient of variation 35
Compost 30
Compression 6
Control and feed systems 37
Corner stanchions 57, 93
Coupling load 14
Covering 11
Covering net 10
Cover systems 10
Cross bridge 57
Cross-spreading 35

D

DK equipment 62
Dolly systems 14
Drawbar eye 29, 79
Drawbar suspension 29, 38
Drive-on ramps 93
Drive-on segments 93
Drop support leg 29

E

EDK 52
EDK equipment 52
Efficiency level 30
Emissions 16
Emptying time 21
Exchange system 24
Extendible ladder 70

F

Feed control 43
Fermentation substrate 8
Fifth-wheel plate adjustment 14
Fifth-wheel plate shift 15
Five-chamber lights 52, 58, 62, 78
Flexibility 8
Fliegl axle shift 25
Fliegl exchange system 24
Fliegl lifting roof 11
Fliegl Tracker 23
Fliegl Tracker HD 23
FLIEGL TRAILER CONTROL 37
FLIEGL VARIO SENS 37
Forced steering 27
Foreign objects 34
Frame 52, 62
Fuel consumption 21

G

Galvanised body 70
Galvanised frame 50
Gigant 25
Gigant Plus 25
Grain outlet 52
Grain slider 54
Grating panel extension 29
GREEN-TEC 16
Ground pressure 21

H

Harvesting output 14
Heavy material 6, 8
Hollow section frame 53, 56
Hook height 87
Hook lift 86
Hydraulic axle suspension 24
Hydraulic back wall 55
Hydraulic drawbar suspension 25, 29, 38
Hydraulic sliding gate 38

I

Inspection grille 54
ISOBUS Multi-Control 37

L

Ladder 29, 63
Large-area back wall 43
Lime 30
Livestock transport trailer 96
Load capacity 7
Loading volume 6
Locking bolt 27
Longitudinal distribution 35

M

Maize silage 8
Mechanical feed control 43
Mechanical side wall folding 28
Milling drums 19

O

Oil requirement 6
On-board hydraulics 14
One-axle dolly 14
One-axle three-way tipper 50, 67
Overloading auger 7, 8, 18, 19
Overloading augers 18
Overloading belt 21
Overloading belt "PomOver" 20
Overloading belt "RUBY" 21
Overloading height 18
Overloading pipe 18
Overloading rate 8, 18

P

Platform 61, 63
Platform trailer 90, 92
Potatoes 8
Potato overloading belt 8
"Profi" spreading unit 32
PROFI V2 8
Pushing power 8
Push-off container 86
Push-off speed 32
Push-off system 6
Push-off technology 38
Push-off trailer 8, 30

R

Rear extension 90
Rear flap 41
Rear support 92
Robust hollow section frame 50
Robust spreading gear 39

S

Safety grid 39
Scraper floor 7
Sealing strips 7
Semi-trailer 12, 16, 17
Separating grid 96
Side wall folding 28, 34
Sliding gate 18, 34
Slinger 8, 34, 39, 41
Sludge 30
Snow 8
Socket pipe 58
Solid manure spreading 38
Spindle adjustment 92
Spreader 8, 41
Spreading assembly 7
Spreading gear 30
Spreading pattern 33, 37, 38
Spreading rollers 7
Spreading unit "Profi V2" 34, 40
Spreading unit "Profi V2n" 35
Stability 39
Steel tailgates 57, 58
Steel version 13
Steering axle 12
Sugar beet 9
Sugar beet harvest 21
Sugar beet transport 12
Support wheel 53
Swivelling drawbar 25

T

Tandem assembly Gigant 56
Tandem dolly 14
Tandem three-way dumper 73
Tandem three-way tipper 54
Tapered bridge 54
Tarpaulin 61
TDK equipment 58
TDK frame and body 56
Technical data ASS 46
Technical data ASW 44
Technical data, three-way tipper 66
Three-axle three-way tipper 64, 67
Three-way tipper 66
Three-way tipper and dumper 49
Thrower discs 8
Tightening strap 58
Tilt angle 53, 59, 63
Tilt ball bearing 56, 57
Tipping crossbar 56
Tipping system 6
Titan tandem assembly 24, 56
TMK dumper 70
TMK equipment 78
TMK frame and body 76
TMK Profi 72
Top/bottom hitch 26
Top hitch 26
Total spreading pattern 33
TPA 370 93
TPA platform trailer TPA 92
Tractor power 26
Transfer trailer 94
Transport chain 23
Transport logistics 14
Transport routes 14
Transport technology 14, 85
Truck body structures 13
Two-axle three-way tipper 60, 67
Two-axle version 12
Tyre wear 16

U

Underride guard 28
Unloading 6
Unloading height 21
Unloading rate 21
Unloading time 6

V

VARIOSENS 37
V-drawbar 63
Viewing window 79

W

Walking floor 6
Wear 16
Weighing cells 22
Weighing system 22
Wood chips 8
Working width 39



► **Fliegl Agrartechnik GmbH**

Bürgermeister-Boch-Str. 1

D-84453 Mühldorf a. Inn

Tel.: +49 (0) 86 31 307-0

Fax: +49 (0) 86 31 307-550

e-mail: info@fliegl.com

We are Fliegl.

Dimensions, weights, and technical data are subject to modification.

Some illustrations show special equipment.

Full catalogue 11-2019



www.fliegl.com