


Överum ploughs



Överum ploughs
Quality, Strength and Precision

 **ÖVERUM**

History



The Överums Bruk works was founded in 1655 when the Walloon Henrik de Trij was granted the Royal Charter for building a blast furnace and cannon foundry on the site.

A new era in the history of Överum was started in 1850. Tools for the development of agriculture. Mouldboard ploughs were already being manufactured besides many other tools that were extremely important to agriculture.

A long and successful history in iron and steel handling has led to the modern methods of today, achieving hardened steel structures with both durability and extreme strength.

In combination with a solid experience of different ploughing properties in various soil types, this gives Överum ploughs a unique position in the market in terms of efficiency and service life.

The mouldboards are manufactured in hardened carbonised steel to give a hard and wear resistant surface and at the same time toughness and flexible strength in the centre.

Carbonisation is a process that takes 19 hours at a temperature of 900 degrees in a mix of gases that provides the desired carbon content. The subsequent hardening gives a glass hard surface with a tough centre.

Most components in Överum ploughs are hardened to give maximum strength to each part. Strong bolted joints assemble these components into the finished product

Long experience of the ploughing properties of different soils and the development of plough bodies for tough conditions have resulted in the Överum ploughs of today that give very good results for the lowest possible energy consumption.



In 1967, Överum introduced its hydraulic stone release, which was a technical shift for ploughing. You could now easily customise the plough to all different conditions, such as soil type, humidity, stone presence, etc.

Benefits of ploughing



Benefits of ploughing

Of all the tools used for mechanical weed control, it is the plough that over the centuries has made itself known as the most reliable. The threat of herbicide-resistant weeds is on the increase and is forcing many of today's farmers to act and again use ploughing as their key strategy for weed control.

The plough has many advantages. Its systematic approach makes it a very efficient way of cultivation with a low energy input. By cutting and inverting furrows, the soil is broken up in its natural splitting pattern. Ploughing increases top soil volume by about 30 %. Using a skimmer to cut loose and bury perennial weeds and fungus infected stubble deep in the soil greatly increases work efficiency.

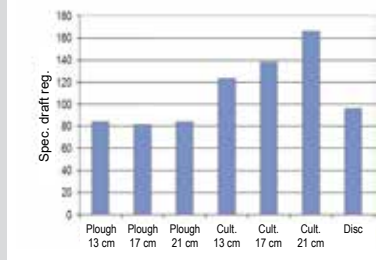
The loosening up of top soil repairs damage caused by field traffic. It forms large and small pores and can take care of and store water. Aerated pores contribute to the release and mineralisation of nutrients, and benefit new crops.

Ploughing plant residue and manure into the soil results in a secure establishment of the next crop. Snails and insects that thrive in stubble residue are efficiently combated.

The Swedish University of Agricultural Sciences in Uppsala has studied how much energy is needed to loosen up top soil using different implements. Plough, tooth cultivator and disc implements were compared.



Ploughing is the most efficient way of breaking up and combating weeds and gleanings.



It turned out the plough required the least energy per cubic metre of loose soil.

Increasing the furrow width from 35 to 40 cm saves 11 %.

Reducing the working depth from 24 to 19 cm saves 30 %.

A plough is an efficient tool for loosening up soil, combating weeds and mixing plant residue and manure.

The angle of the share is important



Low fuel consumption is a very important element in achieving economical soil cultivation. The Swedish University of Agricultural Sciences (SLU) has presented interesting test results in this area.

The JTI research institute has made a comparison of the draught requirements of the three most common plough brands. A 100 hp measuring tractor was used to pull the four-furrow reversible ploughs.

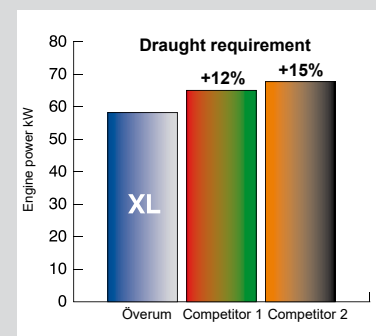
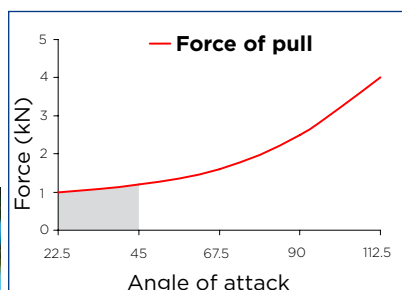
The furrow width was adjusted to 40 cm and ploughing depth was 20 cm. The diagram shows that the Överum plough with XL bodies was the one with the lowest draught requirements.

This result means less slippage and higher efficiency, giving lower fuel consumption and cultivation costs. The Överum XL body has the lowest draught requirement on the market.

The correct angle is essential

The rake angle of the share to the soil is of great importance to both draught requirement and porosity at the bottom of the furrow. After using a plough body from Överum, the bottom of the furrow is not smooth or packed like it is after many other brands. The rake angle also has a bearing on the draught requirement. Överum's sharp wearing parts with favourable rake angle gives a low draught requirement.

The force required to pull a tine through soil as a function of the attack angle (Godwin 1974).



Plough bodies



XL is a turning plough body with extremely low draught requirement. The XL body can be used for all types of soil with a working depth from 10 - 28 cm and furrow widths from 30 - 55 cm.



XLP has the same plough body design as the XL but the mouldboard is manufactured of reinforced plastic. XLP is ideal for ploughing very sticky soils.



XLD is a larger turning plough body with low draught requirement. It leaves a wide furrow for large tractor tires up to 710 mm. Excellent turning of the furrows, working depth from 12 - 38 cm, widths from 35 - 60 cm.





XSD is a new-developed turning plough body with slatted mouldboard, combining low draft requirement with very good scouring in sticky soil. The mouldboard has four separately exchangeable slats with double support stays, and has otherwise the same parts and functions as XLD.



XU is a large universal plough body with a greater breaking function. It gives a good furrow break up and leaves a wide furrow for large tyres, widths from 40 cm and working depth down to about 35 cm.



XS has a slatted mouldboard with four individual exchangeable wearing parts. Especially useful in sticky soil that also includes abrasive material. Intensive break-up and powerful turnover. Furrow width from 40 cm and working depth down to about 35 cm.



Hardened steel



Easy Clean - the new innovative mouldboard treatment.



The Easy Clean treatment allows the coating to wear off rapidly, ensuring maximal soil flow from the start.

Easy Clean is a new dual layer treatment which wears off up to 100 times quicker than standard paint.

Heat treatment brings out the best properties of steel

More than 350 years of experience with handling steel has developed into our own special methods of hardening, in close cooperation with Swedish steel suppliers.

State-of-the-art process technology.

The mouldboards are treated for 19 hours at 900 degrees in an oven with a gas mixture containing an excess of carbon. The carbon content in the surface of the steel increases while the core remains unaffected. The surface becomes very hard during the subsequent hot forming and hardening, while the unaffected core maintains its stress absorbing toughness.

The right carbon content in the steel profile determines important characteristics of the mouldboard.. The enrichment of carbon

in the surface layer and an unaffected core results in a combination of toughness in the centre and hardness on the surface that is 65% higher in Överum's original mouldboards compared with through-hardened ones.



Quality, strength and precision

Discover the quality

Överum ploughs are designed to guarantee high quality ploughing, easy set-up and favourable economy.

All this is based on long experience of plough development.

This places Överum ploughs in a class of their own.

Durable frames, manufactured using only the best quality raw materials, ensure long life and maximum output.



125 Headstock: Means the dimension of the hollow pivot shaft, designed for tractors up to 160 hp. Cross shaft Cat II or III.



150 Headstock: Means pivot shaft with 150 mm diameter. For hassle-free ploughing with tractors up to 200 hp. Cross shaft Cat II or III.



180 Headstock: Built for tough use, perfect for the largest ploughs and tractors up to 360 hp. Pivot shaft diameter increased from 150 mm at the front to 180 mm where the load is the greatest.



Point: The överum points are distinguished by superb soil lifting ability. The overall design of the points ensure penetration of the soil, even in rough conditions.



Both the share and the point have a sharp design. This means the lifting force when the ground is turned over does not press on the bottom of the furrow but is put on the tractor and the support wheel.



Överum plough bodies show very small worn surface underneath, which result in a loose furrow bottom with open channels for water to infiltrate.

Quality

Wear plates are fitted as standard on the rear land side but can be fitted on all land sides.

Detachable cross shaft for safer and simpler hitching.

Alignment cylinder is standard from 5-furrow

Especially processed carbonised and hardened mould-boards 65 % tougher than normal hardened steel.

Many models have frame tubes made from high strength hardened steel.

Hydraulic stone release with large accumulator volume for reliable function when several components are activated simultaneously.

Strength and precision



Maximum durability

Överum ploughs have one-piece frame tubes, some models are completely without welds. All components of the frame are fixed with sturdy joints. Hole patterns are precision drilled in high-tech CNC machines with the capacity to do all the drilling without removing the blank.

Överum has a high strength/weight ratio thanks to the use of heat-treated, hardened steel. Frame tubes of HRM 500 steel have 40 % higher yield strength compared with standard frame tubes.

The profile has a high bending resistance and can withstand large loads. A modular design with bolted joints has many advantages. Worn or damaged parts

can easily be replaced. Precision drilling guarantees a perfect fit.

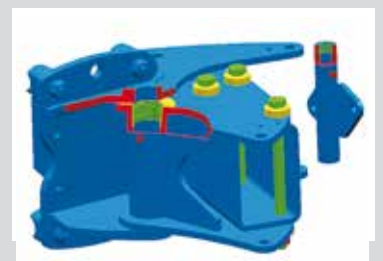
Överum have plough beams for extreme conditions. The heavy-duty beam with 80 cm clearance has cast steel legs with increasing material width where stress is the greatest. The leg profiles enclose the beam in a U shape for added strength.



The heavy-duty beam with 80 cm clearance can withstand severe ploughing conditions.



Fixed beam with shear bolt: 16 mm 10.9 shear bolt quality, Burst at a force of 4000 kg.



All fulcrums in the furrow width adjustment have exchangeable bushings with lubrication. Lubrication eases the function and prevents the ingress of dust and moisture.

Logical setting



Simple and easy setup

A simple and logical adjustment system makes it easy to adjust the plough to give the lowest draught requirement. This means the best ploughing result and the lowest operating cost.

Separate set screws for the right-hand and left-hand lateral tilt simplifies basic setting.

The turnbuckle along the side of the frame affects the alignment of the plough body. It is used to balance out all the lateral forces so that the plough easily follows the tractor.

The width of the first furrow is adjusted with the transverse screw or cylinder.

The same logical adjustment principles apply to all models of Överum reversible ploughs.

The Vari Flex models also have an adjustment to balance out all the lateral forces to make the plough run easily.



Simple and logical setting gives many advantages in the daily work.

- Simple setting. The furrow width and basic setting of the ploughing line is adjusted with separate set screws that do not affect each other.
- Correctly adjusted ploughing line ensures that the plough moves freely sideways and has its lowest power requirement.
- Work is made easier when the plough is adjusted correctly.
- For ploughs with hydraulically adjustable furrow width, the system ensures a perfect ploughing line for all furrow widths.
- Correct setting reduces wearing part consumption.
- Correct setting gives perfect ploughing results.

Hydraulic stone release



Stone release

Stone release system

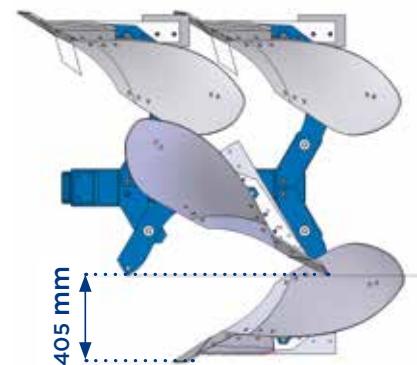
Överum offer two types of stone protection:

Hydraulic automatic stone release or fixed beams with shear bolt. High clearance for stone release. One of the highest release heights on the market. The geometry ensures that a minimum load of pressure is transferred to the point during release for easy passage.

Fixed beam with shear bolt

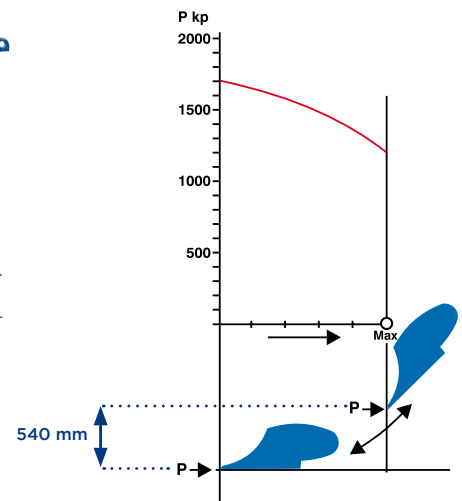

This system is best in soils with few stones. Its construction is simple and cost effective. The plough weighs less and the centre of gravity is closer to the tractor compared with a plough with automatic stone release. This reduces the need for lifting power.

The shear bolts are made of hard steel and are dimensioned to break at a 4000 kg load on the point. Other parts of the construction are calculated for higher loads. The hard shear bolt snaps with a clean break, making it easy to replace with a new bolt.



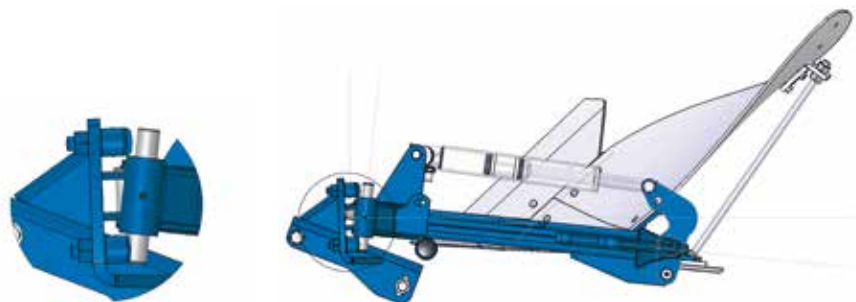
Hydraulic stone release system.

In soils with greater presence of stone, the hydraulic stone release system from Överum is efficient for non-stop ploughing. The resistance for the stone release on all plough furrows is set centrally with the tractor's hydraulic valve. It is also suitable to use for service. It is then possible to depressurise the entire system so that grease can be applied to the right places for lubrication.



A wide adjustment range means the resistance at the point can be varied from 900 kg up to 1500 kg for each plough furrow. High resistance is a prerequisite for good results in hard and rigid soils but lower resistance is good for lighter stone-rich soils. Lower resistance gives smoother ploughing and fewer upturned stones.

*One of the highest clearances for stone release on the market.
The geometry gives a degressive load on the point for a smooth pass.*



Xcelsior FX



Optimise tractor capacity

The front mounted reversible plough, Överum FX provides increased opportunities to utilise the tractor to capacity.

Extra capacity in good ploughing conditions. Simple to raise when the going gets heavy.

Överum FX is available with two or three furrows. Working width is adjustable in three positions. The plough centres automatically before it is shifted

By using the front plough in combination with our rear-mounted reversible plough, the tractor will have a better weight distribution compared to a large rear-mounted plough with the corresponding number of shares.



Technical specifications

Model	No. of furrows	Effective width, cm	Approx. weight, kg	Point to point, cm	Under beam clearance, cm	Max number of disc coulters
FX 21075 H	2	80-100	1100	100	75	2
FX 31075 H	3	120-150	1350	100	75	3

Rights to make design changes are reserved.

Xcelsior BX




Easy to lift

BX is a series intended for tractors up to 120 hp.

The series comprises mounted reversible ploughs with low lifting power requirements. The centre of gravity is close to the tractor to keep it easy to lift. BX ploughs have “underturn”, i.e. they turn over with the bodies under the frame and the support wheel goes up when turning over. There is therefore no need to lift it

as high. BX-H has fully automatic hydraulic stone release and BX-F has fixed beams with individual shear bolts on each beam.

Furrow width can easily be set up in three stages to suit different ploughing conditions. In relation to its weight, the plough is very robustly built. Manufactured of high grade, heat-treated steel in vital components, its strength is extremely reliable.



Technical specifications

Model	No. of furrows	Effective width, cm	Weight, approx. kg with XL bottom*	Point to point, cm	Under beam clearance, cm	Max number of disc coulters	Rec. tractor power, hp	Lift force requirement, kp guide value
BX 3875 H	3	90-120	1070	80	75	3	70-120	2100
BX 3975 F	3	105-135	780	90/100	75	3	70-120	1700
BX 4975 F	4	140-180	965	90	75	4	70-120	1900

*Equipment: pendulum wheel, 1 pair of disc coulters, other blade skimmers.

Rights to make design changes are reserved.

Xcelsior CX2



New robust plough with few moving parts

Överum CX2 is developed from the CX-series, for tractors up to 160 hp. CX2 has a modern modular frame design incorporating a precision drilled frame tube of high strength steel, having 40 % higher yield strength compared with standard frame tubes. Strong bolted assemblies with hardened bolts result in a simple and strong frame with few moving parts and logical adjustment. Överum CX2 has new parts for transferring the power from the tractor to the frame, and for

adjustment of the front furrow width, made from high class cast steel, where the material dimensions are adapted to the actual load. It gives strength and reliability during work in difficult conditions. CX2 can handle wider furrows, while the adjustable working width is increased to five steps. Large clearance makes room for effective skimmers. The large diameter of the turn over axle distributes the force over a large area during the turn over of the plough.



The direction of turn over can be chosen as desired. Alignment cylinder that centers the plough before turn over is available as accessory. Some models can be extended by one furrow.

Technical specifications

Model	No. of furrows	Effective width, cm	Weight, approx. kg with XL bottom*	Point to point, cm	Under beam clearance, cm	Max number of disc coulters	Rec. tractor power, hp	Lift force requirement, kp guide value
CX2 3975 H	3	105-165	1200	90	75/80	3	70-120	2500
CX2 31075 H	3	105-165	1260	100	75/80	3	70-120	2900
CX2 4975 H	4	140-220	1420	90	75/80	4	90-160	3400
CX2 41075 H	4	140-220	1440	100	75/80	4	90-160	3900
CX2 3975 F	3	105-165	1090	90	75/80	1	60-100	1500
CX2 31075 F	3	105-165	1100	100	75/80	3	60-120	2200
CX2 4975 F	4	140-220	1240	90	75/80	1	70-120	2500
CX2 41075 F	4	140-220	1260	100	75/80	4	70-120	3000
CX2 5975 F	5	175-275	1350	90	75/80	1	90-160	3400

*Equipment: pendulum wheel rubber, 1 pair of disc coulters, other blade skimmers. Rights to make design changes are reserved.

Vari Flex CX




Adjustable on the go

Vari Flex CX are mounted reversible ploughs with hydraulically adjustable working width. Vari Flex CX is a well-tested construction where furrow width can be varied from 30 to 50 cm.

The fulcrum for the furrow width adjustment is located on the ploughing line of the beam. This minimises the power required to regulate the furrow width and reduces bearing wear.

All fulcrums in the furrow width adjustment have exchangeable bushings with lubrication. Lubrication reduces stresses and prevents the penetration of dust and moisture.

The Överum Vari Flex CX has a high strength-to-weight ratio thanks to the large proportion of hardened steel. The shift direction can be selected as desired.



Technical specifications

Model	No. of furrows	Effective width, cm	Weight, approx. kg with XL bottom*	Point to point, cm	Under beam clearance, cm	Max number of disc coulters	Rec. tractor power, hp	Lift force requirement, kp guide value
Vari Flex CX 3975 H	3	90-150	1225	90	75	3	70-120	2600
Vari Flex CX 31075 H	3	90-150	1250	100	75	3	70-120	3000
Vari Flex CX 4975 H	4	120-200	1450	90	75	4	90-160	3500
Vari Flex CX 41075 H	4	120-200	1475	100	75	4	90-160	4000
Vari Flex CX 3975 F	3	90-150	1100	90	75/80	1	60-100	1600
Vari Flex CX 31075 F	3	90-150	1120	100	75/80	3	60-100	2300
Vari Flex CX 4975 F	4	120-200	1290	90	75/80	1	70-120	2600
Vari Flex CX 41075 F	4	120-200	1310	100	75/80	4	70-120	3100
Vari Flex CX 5975 F	5	150-250	1480	90	75/80	1	90-160	3500

*Equipment: Pendulum wheel rubber, 1 pair of disc coulters, other blade skimmers. Rights to make design changes are reserved.

Xcelsior DX



Simple and robust

The Överum DX model series comprises mounted reversible ploughs for tractors up to 200 hp and tough ploughing. A modern, clean design and high quality of manufacture characterises the Överum DX ploughs.

The frame construction of the DX has a U shaped draw frame that distributes the load evenly over the whole plough. The powerful headstock with 150 mm pivot

shaft and needle bearing give a large bearing area and also form a channel for the hydraulic hoses running through.

Hydraulic alignment before shifting is standard on DX.

Depth wheel can be a mid-mounted combi wheel or a rear mounted version for optimum depth control. Some models can be extended.




Technical specifications

Model	No. of furrows	Effective width, cm	Approx. weight, kg with	Point to point, cm	Under beam clearance, cm	Max number of disc coulters	Rec. tractor power, hp	Lift force requirement, kp guide value
DX 4975 H	4	140-180	1570	90	75/80	4	120-180	4000
DX 41075 H	4	160-200	1600	100	75/80	4	120-180	4300
DX 5975 H	5	175-225	1800	90	75/80	5	140-200	5000
DX 51075 H	5	200-250	1830	100	75/80	5	150-200	5700
DX 4975 F	4	140-180	1380	90	75/80	1	120-180	3300
DX 41075 F	4	160-200	1400	100	75/80	4	120-180	3500
DX 5975 F	5	175-225	1710	90	75/80	1	150-200	4000
DX 51075 F	5	200-250	1730	100	75/80	5	150-200	4500
DX 6975 F	6	210-270	1860	90	75/80	1	150-200	5000

*Equipment: combi wheel, 1 pair of disc coulters, other blade skimmers.

Rights to make design changes are reserved.

Vari Flex CX Plus



The allrounder

Överum Vari Flex CX Plus is a popular plough model with hydraulically regulated working width for tractors up to 200 hp. The plough series has a sturdy headstock with 150 mm pivot shaft and needle bearing.

The Vari Flex CX Plus models are equipped with alignment cylinder as standard. The plough is aligned prior to shifting and then automatically returns to its previous working width.

Furrow width is hydraulically adjustable from 30 to 50 cm.

The favourable geometry of the control system makes it possible to adjust the working width during use at relatively low pressure. All fulcrums in the furrow regulation have exchangeable bushings with lubrication for lower friction and to keep out dust and moisture.

Technical specifications

Model	Number of shares	Working width, cm	Approx. weight, kg*	Bottom spacing, cm	Under beam clearance, cm	Max number of disc coulters	Rec. tractor power, hp	Lift force requirement, kp guide value
VFCXP 4975 H	4	120-200	1590	90	75/80	4	110-180	4000
VFCXP 41075 H	4	120-200	1620	100	75/80	4	110-180	4500
VFCXP 5975 H	5	150-250	1810	90	75/80	5	120-200	4500
VFCXP 51075 H	5	150-250	1840	100	75/80	5	120-200	5000
VFCXP 4975 F	4	120-200	1430	90	75/80	1	110-180	2800
VFCXP 41075 F	4	120-200	1460	100	75/80	1	110-180	3100
VFCXP 5975 F	5	150-250	1610	90	75/80	1	120-200	3700
VFCXP 51075 F	5	150-250	1640	100	75/80	1	120-200	4200

*Equipment: support wheel, 1 pair of disc coulters, other blade skimmers.

Rights to make design changes are reserved.

Xcelsior EX



Heavy duty plough for large tractors

The Överum EX series has a simple and clean design with few moving parts. EX is suitable for tractors up to 300 hp. Furrow width can be set manually in 5 steps. The Överum EX is equipped with a quick-coupled cross shaft, cat. 3 or 4, which can be placed in four different positions for best fit to the tractor. The heavy-duty pivot shaft, with 180 mm diameter in the area with

the greatest load, is fitted with needle bearings and distributes the load over a greater area when the plough is reversed. A hydraulic alignment cylinder automatically centres the plough behind the tractor for a gentle shifting movement. After shifting, the plough will automatically return to its previous working position. This system reduces stress on the tractor.

Some models can be extended.

Technical specifications

Model	Number of furrows	Working width, cm	Approx. weight, kg*	Point to point, cm	Under beam clearance, cm	Max number of disc coulters	Rec. tractor power, hp	Lift force requirement, kp guide value
EX 4975 H	4	140-200	1920	90	75/80	4	140-220	4800
EX 41075 H	4	140-200	1940	100	75/80	4	140-220	5200
EX 5975 H	5	175-275	2200	90	75/80	5	175-250	6000
EX 51075 H	5	175-275	2220	100	75/80	5	175-250	6600
EX 6975 H	6	210-330	2490	90	75/80	6	210-300	8000
EX 61075 H	6	210-330	2520	100	75/80	6	210-300	8800
EX 4975 F	4	140-220	1760	90	75/80	1	140-200	4400
EX 41075 F	4	140-220	1780	100	75/80	1	140-200	4800
EX 5975 F	5	175-275	2040	90	75/80	1	175-250	5600
EX 51075 F	5	175-275	1060	100	75/80	1	175-250	6000
EX 6975 F	6	210-330	2320	90	75/80	1	210-300	7000
EX 61075 F	6	210-330	2350	100	75/80	1	210-300	7500

*Equipped with combi wheel and one pair of disc coulters, other blade skimmers.

Rights to make design changes are reserved.

Vari Flex EX



Vari Flex for tough use

Överum Vari Flex EX are mounted reversible ploughs with hydraulically adjustable working width. With fulcrums positioned in the draw line of the beam, the furrow width can be easily regulated while in use with relatively low hydraulic pressure. All fulcrums are fitted with exchangeable bushings with lubrication. The headstock, just like on the Överum EX, is a heavy-duty construction with 180 mm pivot shaft with needle bearings for efficient

load distribution. The ploughs are equipped with dual function memory cylinders. They partly handle the automatic alignment when shifting, partly regulate the working width. Once shifting has been activated, the working width will automatically adjust to its minimum position, the plough shifts and the working width returns to the same setting as prior to the shift.

Some models can be extended.



Technical specifications

Model	No. of furrows	Effective width, cm	Approx. weight, . kg*	Point to point, cm	Under beam clearance, cm	Max number of disc coulters	Rec. tractor power, hp	Lift force requirement, kp guide value
Vari Flex EX 4975 H	4	120-220	2040	90	75/80	4	140-220	4800
Vari Flex EX 41075 H	4	140-220	2065	100	75/80	4	140-220	5200
Vari Flex EX 5975 H	5	150-275	2290	90	75/80	5	175-250	6000
Vari Flex EX 51075 H	5	175-275	2315	100	75/80	5	175-250	6600
Vari Flex EX 6975 H	6	180-330	2540	90	75/80	6	210-300	8000
Vari Flex EX 4975 F	4	120-220	1940	90	75/80	1	140-200	4400
Vari Flex EX 41075 F	4	140-220	1965	100	75/80	1	140-200	4800
Vari Flex EX 5975 F	5	150-275	2075	90	75/80	1	175-250	5600
Vari Flex EX 51075 F	5	175-275	2100	100	75/80	1	175-250	6000
Vari Flex EX 6975 F	6	180-330	2220	90	75/80	1	210-300	7000
Vari Flex EX 61075 F	6	210-330	2240	100	75/80	1	210-300	7500

*Equipment: combi wheel, 1 pair of disc coulters, other blade skimmers.

Rights to make design changes are reserved.

Vari Flex EX On-land



On-land or in furrow

Överum Vari Flex EX On-land is a series of extra sturdily built mounted reversible ploughs. The on-land function means that the plough can be moved laterally so the tractor can drive completely up on unploughed land. Both tracked tractors and wheeled tractors with extra wide tyres or twin mounted can therefore be used. With GPS and auto-steering, ploughing quality can be very high. In its on-land position, the plough is balanced for shifting without alignment. This make shifting

fast and simple. Resetting to ploughing in the furrow can be done simply by drawing in the hydraulic side displacement and opening two valves. This engages the automatic alignment when shifting. When the furrow width changes, the first furrow is adapted automatically. Transport in the butterfly position on the combined support and transport wheel relieves the tractor and dampens shock loads for both the tractor and the plough.



On-land



In furrow

Technical specifications

Model	No. of furrows	Effective width, cm	Approx. weight, kg*	Point to point, cm	Under beam clearance, cm	Max number of disc coulters	Rec. tractor power, hp	Lift force requirement, kp guide value
Vari Flex EX On-land 5975 H	5	150-275	2800	90	75/80	1	175-250	6.500
Vari Flex EX On-land 6975 H	6	180-330	3100	90	75/80	1	210-300	8.500
Vari Flex EX On-land 7975 H	7	210-385	3400	90	75/80	1	250-350	11.000

*Equipment: support wheel, 1 pair of disc coulters, other blade skimmers.

Rights to make design changes are reserved.

**CVL
DVL**



High capacity and easy transport

Överum CVL from 5 to 6 furrows and DVL from 6 to 8 furrows. Semi-mounted reversible ploughs with individual hydraulic stone release or fixed bodies with shear bolt. Both models have sturdy frames with good ground clearance. Large space around a large diameter tractor treaded

wheel means interference-free ploughing in difficult conditions. Hydraulic steering gives smooth turning. Narrow transport width, low centre of gravity and favourable weight distribution provides fast and safe transport without compromising the tractor's steering ability on bumpy roads.



Technical specifications

Model	No. of furrows	Effective width, cm	Approx. weight, kg*	Point to point, cm	Clearance cm	Max number of disc coulters	Rec. tractor power, hp	Wheel dimensions
CVL 5975 H	5	175-225	2000	90	75	5	80-150	400x22.5
CVL 6975 H	6	210-270	2230	90	75	6	90-180	400x22.5
CVL 5975 F	5	175-225	1700	90	75	1	80-150	400x22.5
CVL 6975 F	6	210-270	1850	90	75	1	90-180	400x22.5
DVL 61080 H	6	240-300	3070	100	80	6	150-250	420/70 R24
DVL 71080 H	7	280-350	3290	100	80	7	175-300	420/70 R24
DVL 81080 H	8	320-400	3710	100	80	8	200-350	420/70 R24
DVL 61080 F	6	240-300	2700	100	80	1	150-250	420/70 R24
DVL 71080 F	7	280-350	2850	100	80	1	175-300	420/70 R24
DVL 81080 F	8	320-400	3000	100	80	1	200-350	420/70 R24

*Equipment: support wheel, 1 pair of disc coulters, other blade skimmers.

Rights to make design changes are reserved.

Vari Flex EVL



Vari Flex semi-mounted

Överum Vari Flex EVL is a heavy-duty semi-mounted reversible plough with hydraulically adjustable working width. For best function in all conditions, the large wheel is steered when the furrow width is changed so that it always runs parallel with the land sides. The frame is very robustly constructed and the large distance between the lower and the top bearing in the furrow width adjustment makes it well adapted for high beams with extra large clearance

both vertically and horizontally. This gives smooth ploughing even in difficult conditions. Narrow transport width, low centre of gravity and favourable weight distribution provides fast and safe transport without compromising the tractor's steering ability on bumpy roads. The largest wheel diameter on the market (420/70R24) ensures low rolling resistance and safe function in the field while maintaining good stability in transport.

Technical specifications

Model	No. of furrows	Effective width, cm	Approx. weight, kg*	Point to point, cm	Under beam clearance, cm	Max number of disc coulters	Rec. tractor power, hp	Wheel dimensions
Vari Flex EVL 51080 H	5	150-275	3050	100	80	5	120-220	420/70R24
Vari Flex EVL 61080 H	6	180-330	3320	100	80	6	150-250	420/70 R24
Vari Flex EVL 71080 H	7	210-385	3590	100	80	7	175-300	420/70 R24
Vari Flex EVL 81080 H	8	240-440	3860	100	80	8	200-350	420/70 R24

*Equipment: support wheel, 1 pair of disc coulters, other blade skimmers.

Rights to make design changes are reserved.

**CXL
DXL**



CXL



DXL

Sturdy wagon ploughs

Överum CXL makes it possible to pull a really big plough with a relatively small tractor.

The CXL model has a simple and light design and is available from 6 to 8 shares with hydraulic stone release (H). The furrow width is fixed, either 16" or 18" (40 or 45 cm)

The CXL is suspended with a sturdy leaf spring on the wagon. This ensures even ploughing depth and good compliance also in uneven terrain.

The DXL series' sturdy wagon ploughs are designed to withstand tough conditions and are available in models with 7 to 10 furrow. Working width can be set in three steps. 16, 18 or 20" (40, 45 or 50 cm).

Large wheels on the wagon give stability and maintain an even depth also in wet conditions. High ground clearance and a metre between the plough bodies allow for large amounts of plant residue and interference-free

ploughing even under difficult conditions.

Thanks to a special design of flexible joint in the wagon, the rear part can work in float mode and freely adapt itself to hilly terrain.

Technical specifications

Model	No. of furrows	Effective width, cm	Approx. weight, kg*	Point to point, cm	Under beam clearance, cm	Max number of disc coulters	Rec. tractor power, hp	Wheel dimensions
CXL 61075 H	6 (4+2)	240/270	3050	100	75	6	110-140	400x22.5 and 7.00x12
CXL 71075 H	7 (4+3)	280/315	3250	100	75	7	130-160	400x22.5 and 7.00x12
CXL 81075 H	8 (5+3)	320/360	3500	100	75	8	150-180	400x22.5 and 7.00x12
DXL 71080 H	7 (4+3)	280-350	4400	100	80	7	150-250	400x26.5 and 10.00x12
DXL 81080 H	8 (5+3)	320-400	4800	100	80	8	160-280	400x26.5 and 10.00x12
DXL 91080 H	9 (6+3)	360-450	5100	100	80	9	180-320	400x26.5 and 10.00x12
DXL 101080 H	10 (6+4)	400-500	5400	100	80	10	200-350	400x26.5 and 10.00x12

*Equipment: support wheel, 1 pair of disc coulters, other blade skimmers.

Rights to make design changes are reserved.

Accessories

Accessories




Rippled disc couler



Toothed disc couler



Smooth disk couler



Wear plate for land side



Fin couler



Fin couler forward

Skimmers



EG/EP skimmer

The skimmer is protected by a shear bolt. Adjustment can be done in a longitudinal, depth and lateral direction.

EG skimmer: For normal ploughing. Cleans the surface connecting to the previous furrow.

EP skimmer: Plastic mouldboard, for sticky soils.



EM skimmer

Suitable for large amounts of plant residue, e.g. maize. Plant residue flows both towards the furrow and towards unploughed ground. Therefore, it is not suitable together with a disc couler



Coverboard

Gives good room for plant residue. Scrapes off the surface where the furrow is to be connected to the previous furrow when it moves backwards over the mouldboard. Not suitable in sticky soils.

Accessories

Wheels for intermediate class



Steel wheels - Ø 500 × 160 mm
BX - CX



Rubber wheels - 7.00-12
BX, CX, VFCX



Dual wheel - 23x8.50-12
BX, CX - mid-mounted



Combi wheel - 10.00/80-12
CX, DX, VFCX, VFCXP



Combi wheel - 260/65-16
DX, rear or mid mounted

Wheels for large class



Tractor treaded support wheel
CX, DX, VFCX, VFCXP
Mechanical depth control, hydraulic damping



Tractor treaded support wheel - 320/65x16
EX, VFEX, VFEX On-land. Mechanical depth control, and damping with friction brake.



Hydraulic depth control and rim sides for tractor treaded support wheel.



Hydraulic depth control for combi-wheel above

Quality, Strength and Precision



101002645 - Ö/S/Överum Ploughs/BRO/0118

Kongskilde Agriculture

Tlf.: +45 61 80 50 00

office@kongskilde.com

www.kongskilde.com

 **ÖVERUM**