



AMAZONE

Cenius Ceus XTender



Cenius, Cenius-2TX mulch cultivators and Ceus-2TX disc harrow cultivator combination



SPEED
tilling



More intensive, more flexible, better!

	Page
The models	4
Cenius Special – Cenius Super	6
C-Mix share systems	8
C-Mix Clip quick change system	10
Levelling systems	12
Scope of application	14
Cenius	16
Cenius-2TX	20
Ceus	26
Equipment	32
Reconsolidation Following rollers	34
GreenDrill mounted seeder box	38
XTender rear tank	40
Technical data: XTender 4200 and XTender-T 4200	43
Technical data: Cenius and Cenius-2TX	44
Technical data: Ceus-2TX	45
AMAZONE service	46

! “The hydraulic depth adjustment enables one to respond to changing soil conditions and compacted wheel marks from the tractor seat thus leaving the perfect quality of work.”
(dlz agrar magazine · 02/2015)

! “We are very satisfied with the performance of the cultivator. Mixing-in, crumbling and incorporation always leaves a good impression; and after any crop.”
(traction – working test AMAZONE Cenius 5003-2TX Super · 3/2016)

Introducing the strong family

For any application

When it comes to the question of choosing an implement, many farms are looking for a tool that will not only help to reduce establishment costs but also be as versatile as possible. The solution is offered by the Cenius mulch cultivators in either a mounted version in 3 m to 4 m or the trailed Cenius-2TX cultivators in 4 m to 8 m. These can operate from shallow stubble work down to top soil deep loosening.

With its different levels of equipment, the implement can be matched to virtually any field conditions. In conjunction with either an active or passive AMAZONE sowing combination, a superb start for modern sowing systems is provided.

Model	Working width
Cenius 3003 Special/Super	3.0 m
Cenius 3503 Special/Super	3.5 m
Cenius 4003 Special/Super	4.0 m



Cenius 3003 Special

Model	Working width
Cenius 4003-2 Special/Super	4.0 m



Cenius 4003-2 Super

More with less – Cenius

- ✔ More strength
- ✔ Less blockages
- ✔ More operating possibilities
- ✔ Less fuel used
- ✔ More comfort and convenience
- ✔ Less wearing costs



Cenius 6003-2-TX Super

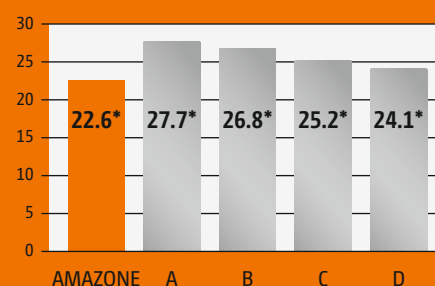
Model	Working width
Cenius 4003-2TX Special/Super	4.0 m
Cenius 5003-2TX Special/Super	5.0 m
Cenius 6003-2TX Special/Super	6.0 m
Cenius 7003-2TX Special/Super	7.0 m
Cenius 8003-2TX Special/Super	8.0 m

✔ THE WINNER ON POINTS, from “profi” 6/2017: “The easiest to pull; and the most economical”

Out of 27 evaluation criteria: **9 times VERY GOOD, 14 times GOOD**

AMAZONE Cenius 5003-2TX achieved top results
in the big comparison test found in *profi* magazine 5/2017 and 6/2017

In 2016, “profi” magazine tested semi-mounted cultivators in 4.6 to 5 m working widths in practical operation. The test took place at working depths of 6 cm, 15 cm and 25 cm. As an average of these applications, the tractor in front of the Cenius featured the most favourable fuel consumption – around about 1.5 l less than the next best test contender. When stubble tilling at 6 cm depth, the Cenius equipped with duck foot shares consumed just 5 l/ha, which was the most economical cultivator on trial.



* Average fuel consumption in l/ha

❗ “The Cenius almost always consistently comes out the best, especially for its power requirement and ease of adjustment.”
(Practice test – *profi* 06/2017)

Cenius Special

The cost effective all-rounder



Cenius 3003 Special with C-Mix Special tines

C-Mix Special tines with shear bolt overload safety device

The C-Mix Special tine with its shear bolt overload safety device is the ideal and cost effective alternative for light and medium light soils without stones. Thanks to the low weight of the C-Mix tine, these are especially suitable for operation behind tractors with less lift capacity.



C-Mix Special tines with shear bolt overload safety device

Cenius Super

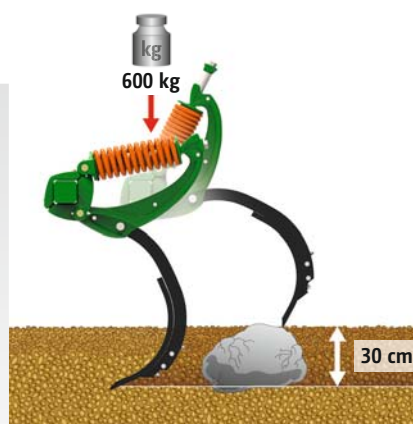
The professional cultivator: strong as an ox



Cenius 3003 Super with C-Mix Super tines

C-Mix Super tines with 600 kg pressure spring overload safety device

Together with the overload safety device, the C-Mix Super tine provides the perfect operational performance even when top soil deep loosening. The release force of the pressure spring overload safety device of the C-Mix Super tine exceeds 600 kg and features a lift potential of 30 cm. If this large lifting space of 30 cm is not sufficient, the C-Mix Super tine offers additional safety via a shear bolt. In this way an efficient and constant operation is possible even under the most of arduous of conditions.



C-Mix Super tines with pressure spring overload safety device

The shares

The heart of the cultivator



C-Mix coulter 40 mm with
fertiliser supply tines for Cenius-2TX

C-Mix share system

The separation of guide plate from the share tip above all serves to reduce wearing metal costs. Depending on soil type, location and soil moisture, 3 to 5 share tips can be worn prior to exchanging the guide plate. The new guide plates on the C-Mix share system are manufactured with

a spiral design that ensures, in combination with the optimum radius of the guide plate, the perfect deflection of the soil flow and thus a very high mixing intensity but yet with a lower power requirement. With the proven C-Mix share system AMAZONE offers a wide range of soil-engaging shares.

❗ “Fantastic also are the new hard metal shares. They have now done about 500 ha and will probably do another 250 ha. This would be three times the lifetime of normal steel tips. After our positive experience, our neighbouring farms will also change to these top-class shares.”

(traction – working test AMAZONE Cenius 5003-2TX Super · 3/2016)

❗ “Unique range of share types.”

(dlz agrar magazine · 08/2013)

❗ “A further plus point for the new C-Mix share system is that the fixed guide plate does not need to be changed with every new share tip.”

(dlz agrar magazine · 02/2015)

C-Mix share system

The right type of share for every field of application

Option		C-Mix duck foot share with guide plate		C-Mix share with guide plate			C-Mix share with guide plate			C-Mix share
		C-Mix share	C-Mix Clip	C-Mix share	C-Mix Clip	with C-Mix wing share 350 mm*	C-Mix share*	C-Mix Clip	with C-Mix wing share 350 mm*	C-Mix share*
share width		320 mm		100 mm			80 mm			40 mm
Working depth	0 to 5 cm	+		–		○	–		○	–
	6 to 10 cm	++		–		+	–		+	–
	11 to 15 cm	○		++		++	++		++	○
	16 to 20 cm	○		++		○	++		○	+
	21 to 30 cm	–		○		–	+		–	++
loosening		++		+		++	+		++	++
mixing		++		+		++	+		++	–

– less suited ○ suited + well suited ++ very well suited

* available as HD version

The 350 mm wing share, the 80 mm share and the 40 mm share are also available as a hardwearing HD version especially for areas that have high usage capacity. During the entire lifespan, the length of the share is maintained. So,

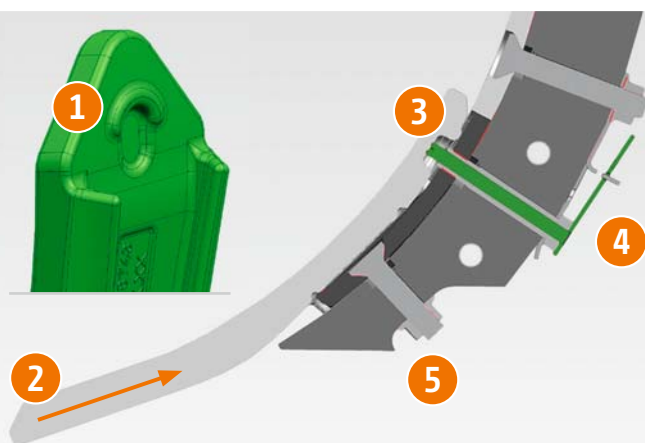
no readjustment of the depth is necessary. Depending on the type of application and the soil conditions, the lifetime is approximately four times better than that of the standard system.

C-Mix Clip quick change system

The quick and comfortable share change



- ✓ For an additionally comfortable share change, the C-Mix Clip fitting tool is available.



C-Mix quick change system

- 1) Gap provides insurance against loss
- 2) Share fixing
- 3) Upper fixing screw (hollow)
- 4) Locking pin
- 5) Lower fixing screw

Quick, safe and cost-effective

With the C-Mix Clip quick change system, AMAZONE now also offers a system that enables a (virtually) tool-less, and above all, simpler, quicker and very comfortable share exchange.

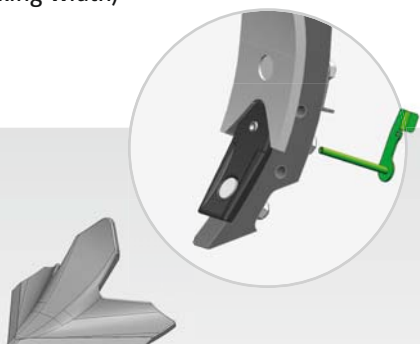
Like the well-known C-Mix shares, the C-Mix Clip system consists of a guide plate with a tip. However, on the C-Mix Clip system, the guide plate is fixed to the tine and the tip is attached to the quick change system. After the initial, simple fitting of the C-Mix Clip carrier onto the tine, different share tips, specific to the relevant application, can be quickly fixed with the aid of an easily removable locking pin. The locking pin is guided at the back of the tine through a hollow screw and thus keeps the relevant share tip safely on the C-Mix Clip carrier.

The separation of guide plate from the share tip above all serves to reduce wearing metal costs. Depending on soil type, location and soil moisture, 3 to 5 share tips can be worn prior to exchanging the guide plate. The new guide plates on the C-Mix share system are manufactured with a spiral design that ensures, in combination with the optimum radius of the guide plate, the perfect deflection of the soil flow and thus a very high mixing intensity but yet with a lower power requirement.

Depending on the application, AMAZONE offers three different share tips. The 80 mm wide C-Mix Clip share tip, the 100 mm wide C-Mix Clip share tip and the C-Mix Clip duck foot share that covers 320 mm. The 80 mm and 100 mm C-Mix Clip shares can also be used in conjunction with the 350 mm wing shares and thus give a complete overall soil movement when stubble tilling.

The benefits

- ✓ Comfortable share exchange – less effort
- ✓ Reduction in set-up time – reduced costs
- ✓ Share change in less than three minutes (on a 3 m working width)



The C-Mix Clip share tips



C-Mix Clip
share
80 mm

C-Mix Clip
share
100 mm

C-Mix Clip
duck foot share
320 mm

Tailored levelling!



460 mm

460 mm

Levelling and crumbling

Top-class levelling of the worked soil horizon is the basic requirement for an even reconsolidation. This is why, mounted behind the tine rows, an additional levelling system is attached. Available here is a choice of spring steel closers or smooth and serrated levelling discs.

To ensure a clean matching to the next bout, the side discs and outer spring steel closers are adjustable in their height and angle.

Levelling discs

For use in medium to heavy soils, the levelling discs behind the tines are recommended, these are, from choice, in either a smooth or serrated execution.

The smooth 460 mm diameter levelling discs are ideally suited for operation on medium to heavy soils but where there is just an average amount of straw prevailing.

The serrated 460 mm diameter levelling discs provide an increased mixing effect over the smooth levelling discs and provide a consistent drive, even where there are large amounts of straw.

Spring levelling tines

When used on areas with light soil and low straw content, the Cenius can be equipped with the more cost-effective spring steel closers.

These spring steel closers are lighter than the levelling discs and feature a spring steel overload safety device. For an optimum matching up at either side, either the adjustable outer spring elements, or the lower-cost rigid outer closers are available.



Spring levelling tines

Reliable disc bearings

The individual concave discs are mounted via rubber spring elements and thus feature a maintenance-free overload safety device. The bearings of the discs are, of course, maintenance-free.



The outer closers – individually adjustable in height and angle

No lubrication ever again

Thanks to the maintenance-free disc bearings

2-row angular contact ball bearing

2 x O-Ring

2 x cast rings with face seal

Face seal built into conical seats

Gear oil filled housing

Proven 1,000,000 times over!

Cenius slide seal

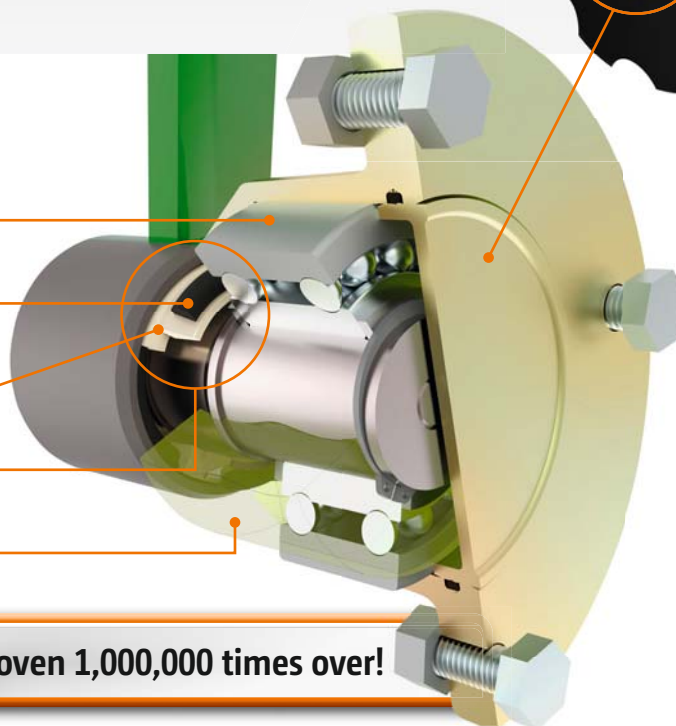
With no need to lubricate the disc bearings, this results in a significantly reduced overall maintenance time. Face seals have been used for decades in road construction equipment where the rollers on the running gear of caterpillar-tracked vehicles have to be effectively sealed and continue to work absolutely reliably under the toughest of operational conditions.

The benefits

- ✔ Optimal levelling via spring levelling tines or levelling discs, either smooth or serrated
- ✔ Side discs available with individual height and angle adjustment providing a level finish between passes
- ✔ Maintenance-free disc bearings with slide seals and life-long lubrication
- ✔ Maintenance-free stone safety protection via rubber sprung buffer blocks comes as standard

❗ “The concave levelling discs make a super job. The side discs are easily pushed in and out and have a multitude of adjustments available from the slotted holes.”

(profi Practical Test - 07/2011)



Intensive and optimum mixing!



- ❗ “The Cenius performed superbly under all conditions.”
- ❗ “The test drivers especially praised the superb quality of work from the Cenius.”
 (“The forward looking farmer” – Practice Test · Edition 10, 05/2013)

- ❗ “AMAZONE offers a comprehensive range of equipment for the Cenius that enables it to cover a wide operational spectrum. The performance in work was always top notch and, in addition, the cultivator proved to be very robust during the test.”
 (“The forward looking farmer” – Practice Test · Edition 10, 05/2013)

No matter what kind of soil!

Loosening and mixing

The 3-stagger and 4-stagger layout of the tines in the main frame ensure an intensive and optimum incorporation of straw residues in the top soil. Thanks to the narrow row spacings of less than 30 cm, dry, hard topsoil is worked across the full area. At the same time, the spacious tine to tine spacings and the huge frame height of 80 cm provide a high material passage and ensure the highest operational reliability.

Large through-passage

The high underframe clearance also provides an undisturbed material flow, even where copious quantities of straw prevail. The following levelling tools evenly level the loosened soil.

Comfortable adjustment

On all Cenius, the depth setting of the levelling system is carried out quickly, safely and without tools via two spindles. To further improve the operational performance and the level of comfort, AMAZONE now also offers the hydraulic adjustment of the levelling unit. In this way the complete adjustment of the Cenius is possible from the tractor cab. The hydraulic adjustment provides maximum comfort and operational safety. Via the clearly visible scale, the current working depth of the levelling discs is visible from the tractor seat so that a simple and quick adjustment on the move is possible.

The position of the trailing discs or the spring levelling tines for crumbling and levelling is adjusted centrally via the setting spindle, again without the use of tools. Adjustable side elements allow the clean matching up to the next bout.



Spindles for the central adjustment of the levelling unit on the Cenius-2TX



Hydraulic cylinder for setting the depth of the levelling section



! "The lasered, semicircle scale for levelling is great."

(profi Practice test
"Trailed cultivators Part 2" · 06/2017)

Cenius

For tractors from **125 HP** capacity

3, 3.5 and 4 m working width
rigid or **4 m folding**

3-stagger

Up to **15 km/h**
working speed



The benefits at a glance

- ⊕ 3-stagger mounted cultivator from 3 m working width and 125 HP tractor capacity
- ⊕ Wide operational spectrum with C-Mix share system – for maximum flexibility
- ⊕ Different equipment levels – Cenius Special with shear bolt safety protection or Cenius Super with pressure spring overload safety protection and a release force of 600 kg
- ⊕ Available from choice as levelling tools; spring steel closers or levelling discs in smooth or serrated execution
- ⊕ Wide-ranging following roller programme for the most versatile of demands

Can be extended with

- ⊕ Hydraulic depth adjustment with scale showing the working depth
- ⊕ C-Mix Clip quick change system – for a quick and comfortable share change
- ⊕ GreenDrill seeder box for sowing fine seeds and catch crops

Working depth of
5 to 30 cm

Different equipment levels:

from choice as **Cenius Special** or
Cenius Super

C-Mix share system



Extendable with the

GreenDrill seeder box

C-Mix-Clip
quick change system

The 3-stagger Cenius mounted cultivator in working widths of 3 m to 4 m can be operated from shallow stubble tillage down to topsoil deep loosening. Due to the wide-ranging share and roller programme, the implement can be matched to virtually any field conditions.



FOR FURTHER INFORMATION
www.amazone.net/cenius

Cenius 3003, 3503 and 4003

3-stagger mounted cultivator in working widths 3 m, 3.5 m and 4 m

Implement adjustment made easy!

A convenient, and above all quick implement adjustment was the focus during the development of the Cenius cultivator range.

As standard, the working depth is adjusted steplessly via a setting spindle, mechanically, tool-less and centrally at just one point on the machine. An easily visible and robust scale serves as an indicator to the amount of adjustment. In addition, the Cenius is also available with hydraulic depth control.

In this way a response to differing soil and application conditions is possible on the move. An easily visible scale aids the quick adjustment from the tractor cab.



Hydraulic cylinder for setting the depth of the tine section

Model	Working width
Cenius 3003 Special/Super	3.0 m
Cenius 3503 Special/Super	3.5 m
Cenius 4003 Special/Super	4.0 m

- ① Adjustment of the levelling unit
- ② Adjusting the overall working depth via the hydraulic depth setting



Cenius Special: C-Mix tines with shear bolt overload safety device and Angle profile roller

❗ “The machine’s layout has been well thought out and is very solid. The paintwork is excellent.”

dlz agrar magazine · 08/2013)

❗ “Le vainqueur du comparatif” – “Winner of the comparison test”
(La France Agricole, comparison test · 11/2012)

Cenius 4003-2

Folding mounted cultivator in 4 m working width

Cenius 4003-2, folding and 3-point linkage mounted

With the Cenius 4003-2, the 3-stagger cultivators are supplemented by a folding mounted cultivator. Due to the hydraulic folding, the Cenius 4003-2 can be safely transported on the road irrespective of its 4 m working width.

Model	Working width
Cenius 4003-2 Special/Super	4.0 m



Changing over the lower link category

Linkage to the tractor is via Category 3 lower link pins. By simply unbolting and reversing the lower link pins means that Category 3N can be implemented on the machine. For an optimum matching to the tractor, two mounting heights for the top link and lower link arms are available.



3-stagger frame mounting on the Cenius 3003 Special

Cenius-2TX

For tractors from **200 HP** capacity

4, 5, 6, 7 and 8 m working width

4-stagger

With
traction assistance

Up to **15 km/h**
working speed



The benefits at a glance

- ⊕ 4-stagger trailed cultivators, from 4 m working width and tractor capacity from 200 HP
- ⊕ Wide application range with C-Mix share system – for maximum flexibility
- ⊕ Different equipment levels – Cenius Special with shear bolt safety and Cenius Super with pressure spring overload protection and a release force of 600 kg
- ⊕ The centre running gear provides the machine with high manoeuvrability and maximum performance on the road
- ⊕ In wet conditions soil tillage is also possible without the following roller
- ⊕ Very quick folding in and out of the frame
- ⊕ Wide-ranging following roller programme for the most diverse demands

Working depth

5 to 30 cm

Expandable with

- ⊕ Hydraulic depth adjustment with scale showing the working depth
- ⊕ C-Mix Clip quick change system for the quick and comfortable share change
- ⊕ Traction assistance for a maximum weight transfer of up to 1500 kg on to the rear tractor axle and thus reducing wheel slip in the field
- ⊕ GreenDrill seeder box for sowing fine seeds and catch crops

C-Mix share system

Different equipment levels:

From choice as **Cenius Special** or
Cenius Super

Integrated central running gear
folds in just **10** seconds



C-Mix Clip
quick change system

Extendable with
GreenDrill seeder box



The 4-stagger Cenius-2TX trailed cultivator, in working widths from 4 m to 8 m, can be operated from shallow stubble tillage right down to top soil deep loosening. With the help of a versatile share and roller programme, the implement can be matched to virtually any field conditions. The integrated centre running gear provides the machine not only a high manoeuvrability on the road but allows, if necessary, operation without a following roller.



FOR FURTHER INFORMATION
www.amazone.net/cenius-2TX

Cenius-2TX

4-stagger trailed cultivator in 4 m, 5 m, 6 m, 7 m and 8 m working widths



Using the Cenius and the Cenius-2TX provides agronomical benefits – and over a wide range of applications

- ✓ Shallow stubble cultivation immediately after harvest: 5 to 12 cm
- ✓ Medium-deep soil tillage and intensive mixing in of crop residues: 12 to 20 cm
- ✓ Topsoil deep loosening: 20 to 30 cm
- ✓ Seedbed preparation in the spring
- ✓ Incorporation of solid and liquid manures and organic matter

The efficient all-rounder



❗ “In transport the Cenius TX safely travels on its over-dimensioned running gear.”

(traction – working test AMAZONE Cenius 5003-2TX Super · 3/2016)

Maximum flexibility

The 4-stagger tine layout with swivelable tines, 28 cm row spacing and 80 cm frame height ensure a variable and blockage-free operation.

Model	Working width
Cenius 4003-2TX Special/Super	4.0 m
Cenius 5003-2TX Special/Super	5.0 m
Cenius 6003-2TX Special/Super	6.0 m
Cenius 7003-2TX Special/Super	7.0 m
Cenius 8003-2TX Special/Super	8.0 m

High outputs

Working widths of up to 8 m in combination with the optional traction assistance provide a high work rate. Thanks to its centre running gear, the Cenius-2TX is especially manoeuvrable on the road and in the field.

Fast on the road

The smaller trailed Cenius 4003-2TX and 5003-2TX are equipped as standard with the 400/60-22.5 tyres, whereas, on the wider 6003-2TX to 8003-2TX, the oversized 550/45-22.5 tyres are fitted as standard. As an option, these are also available for the Cenius 4003-2TX and Cenius 5003-2TX. For the wider models, 700/40-22.5 tyres are available as well. When equipped with air braking, high speed transport of up to 40 km/h is permitted.

Maximum comfort

Due to the optimum shift in the centre of gravity and the optimised hydraulic system, the frame of the Cenius-2TX folds out in just 10 seconds.

In addition, the optional stepless hydraulic working depth adjustment with scale for reading off the current depth, provides a flexible approach to differing soil conditions.

The optionally available hydraulic adjustment of the levelling discs offers remote adjustment of the levelling section from the tractor seat ensuring a maximum of comfort and operational safety.

❗ “In addition to its excellent finish, the Cenius 5003-2TX Super is characterised by very good mixing-in, crumbling and levelling. Here, the release force of the overload safety device is sufficient even at larger working depths. The spectrum of both possible share options and the choice of following implements is very wide.”

(traction – working test AMAZONE Cenius 5003-2TX Super · 3/2016)

❗ “At a working width of 5 m the mulch cultivator leaves an appealing quality of work. Even the long maize stalks are properly incorporated.”

(dlz agrar magazine · 02/2015)

❗ “Despite its length, the Cenius TX Super is very manoeuvrable.”

(traction – working test AMAZONE Cenius 5003-2TX Super · 3/2016)

Integrated running gear in a class of its own



Cenius 5003-2TX Super in work with the DUW following roller



Operating the 6003-2TX Super without the depth roller at the rear

- ❗ "Performance in work: the soil is well mixed, very well levelled and the edges are clean."
- ❗ "The roller has a very good carrying ability and matches our soil types 100 percent. During the total time we used it, it did not clog even once."

(traction – working test AMAZONE Cenius 5003-2TX Super · 3/2016)



Setting scale for the hydraulic tine section depth adjustment



- ❗ “Due to the bolted clamps the roller can quite easily be removed for wet conditions or for leaving a coarse ‘autumn furrow’”
(traction – working test AMAZONE Cenius 5003-2TX Super · 3/2016)

Centralised and simple depth adjustment

At the front of the machine, support wheels carry out the depth guidance. At the rear of the machine the depth rollers take over this task.

If it is intended to adjust the working depth whilst on-the-move to react to varying soil conditions or to repair harmful compaction, the optionally available step-less hydraulic depth control is recommended. The depth setting of the support wheels, of the running gear and of the depth roller are synchronised through a hydraulic system via a double acting control valve – a big gain in comfort for the Cenius-2TX!

When working with depth rollers, the required lift height of the running gear is accurately defined for a minimum turnaround time on the headland. If, during operation, the working depth is adjusted, the lift height of the wheels is automatically matched via the hydraulic system. In this way any “running along” of the wheels is prevented. If, however, on areas with very light soils where some additional help from the transport wheels is desired, this can also be set.

In very wet conditions, in late autumn or when leaving the field to overwinter, the Cenius-2TX can be operated without a depth roller. In this special case, the chassis serves as the depth control. Comfortable to use spacers can be swivelled around the piston rod of the running gear hydraulic cylinder to keep the running gear then at the desired working depth. The tines at the rear of the wheels serve as wheel mark eradicators to ensure a level finish.



- ❗ “The support wheels in front and the following roller at the rear reliably maintain the pre-set working depth.”
(dlz agrar magazine · 02/2015)

- ❗ “Comfortable and practical is the hydraulic depth adjustment of the tines which Amazone offers as an option.”
(profi Practice test “Trailed cultivators cultivator Part 2” · 06/2017)

For tractors from **200 HP** capacity

Ceus-2TX

Shallow mixing and deep loosening

4, 5, 6 and 7 m working width

With **C-Mix**
share system

Working depth of the tines
down to **30 cm**



The benefits at a glance

- ⊕ Trailed disc harrow cultivator combination from a 4 m working width and for tractors from 200 HP capacity
- ⊕ Wide and efficient application range thanks to having the disc and tine sections in one machine, and in either combination or solo operation
- ⊕ Maximum passage due to optimally designed row spacing of the tine section
- ⊕ The central running gear provides the machine with an excellent manoeuvrability and high speed on the road
- ⊕ In wet conditions soil tillage is also possible without the following roller
- ⊕ Very quick folding in and out of the frame
- ⊕ Wide-ranging following roller programme for the most versatile of demands

Extendable with

- ⊕ Hydraulic working depth adjustment of the disc and tine sections
- ⊕ C-Mix Clip quick change system – for a quick and comfortable share change

Up to **15 km/h**
working speed

Integrated centre running gear

Combination of
discs and tines

Working depth of the discs

5 to 14 cm



C-Mix Clip
quick change system



Extendable with

GreenDrill seeder box

The Ceus-2TX trailed disc harrow cultivator combination, in working widths of 4 m to 7 m, is the most flexible soil tillage implement in this sector. Thanks to the combination of discs and tines, the Ceus offers, due to the many benefits taken from the AMAZONE compact disc harrows and AMAZONE mulch cultivators, the maximum potential output. The Ceus is suitable for stubble cultivation as well as primary soil tillage, topsoil deep loosening, seedbed preparation and is ideal for farms with plenty of organic matter.



FOR FURTHER INFORMATION
www.amazone.net/ceus-2TX

Ceus-2TX

trailed disc harrow cultivator combination

Maximum performance in just one pass and offering high flexibility



Ceus 6000-2TX in work



No matter whether shallow or deep

With the Ceus 4000-2TX, 5000-2TX, 6000-2TX and 7000-2TX, AMAZONE introduces a new and flexible operating concept. Ceus combines the operational action of a compact disc harrow for shallow soil tillage with a tine section for deep loosening. This combination makes Ceus-2TX the perfect implement for farms that have to incorporate copious amounts of organic matter, such as grain maize and catch crops or wish to operate very flexibly – both shallow and deep – with just one implement. Operational speeds of 8 to 15 km/h enable large acreage outputs.

Several working processes in one pass

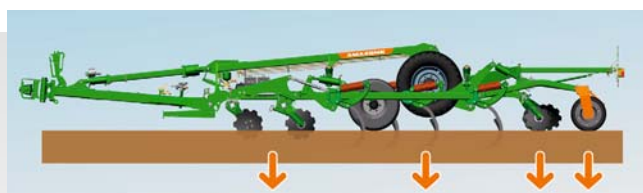
With the new trailed disc harrow cultivator combination, several operational processes can be combined into one pass. So, the front disc section, with its serrated 510 mm discs, allows shallow operation at working depths of 5 to 14 cm. This is then followed by the tine section, with its C-Mix Super tines, which can loosen down to a maximum depth of 30 cm. At the same time, during operation, the penetration force of the tine section increases the cutting effect of the front discs.

The front disc section

The front discs distribute the organic matter by intensively cutting and mixing the crop residues on the soil surface. At the same time, a finely crumbled structure occurs within that top soil layer. This results in both optimum preconditions for straw decomposition as well as producing very good germination and growing conditions. The discs are

individually suspended and protected from damage via sprung rubber mountings that also ensure good ground contour adaptation. The maintenance-free, oil-immersed bearings on the discs are identical with those found on the Catros compact disc harrows and have been proven many tens of thousand times over. The disc stagger of 12.5 cm and the steep 17° angle of attack on the front row of discs and 14° at the rear row ensure an overall tilling effect and a perfect mixing-in of organic matter.

Adjustment of the depth of the disc section is carried out via a parallelogram linkage, whereby the penetration intensity can be changed by twisting the disc section. Also, even at the maximum working depth of the tine section, by setting the disc section in the upper most position they can be raised out of work completely. So, deep loosening is also possible without utilising the disc section, reducing the pulling power and saving fuel.



Ceus with all soil-engaging elements in the work position



Working without the disc section



Working without the tine section

Ceus

Flexible – in every detail



Working without a roller

Under very moist conditions, the Ceus-2TX can also be operated without a roller. Then it is no longer guided at the rear on the roller but via the running gear. As a tine always follows behind the vehicle wheels, any track marks are loosened immediately.

Comfortable to use spacers, like on the Cenius-2TX, can be swivelled around the piston rod of the running gear hydraulic cylinder to keep the running gear then at the desired working depth.

Smooth running

To ensure that the machine runs smoothly, also at the larger working widths, and operates at a constant depth, additional pressurised support wheels are integrated into the machine from a working width of 6 m. Again, to loosen the tracks of these wheels, a tine is also fitted behind each wheel.



Working without a roller



Working depth display for the three soil-engaging elements



Ceus-2TX in road transport

Levelling unit for an even surface finish

The disc and tine sections are followed by a levelling system which can, from choice, be equipped with either smooth or serrated discs or with spring tine levellers. Also here, sprung rubber mountings serve as the overload protection. For the optimum matching to the next bout, either side tines or discs can be individually adjusted in both height and angle.

Comfortable adjustment of the working depth

Both the front compact disc harrow along with the tine section and the levelling unit can be equipped with hydraulic depth adjustment. The hydraulic adjustment of the tine section is also possible during operation even when being used without a packer roller.

Tine section for deep loosening

The following tine section makes possible loosening of the deeper soil layers down to 30 cm. However, also a shallow operation is possible so that, under moist, heavy conditions, the share tips run just beneath the working depth of the disc harrow. In this way, the soil horizon is loosened and a rougher structure in the soil is created noticeably reducing the danger of capping on these types of soil.




A tine runs behind each tyre to act as a track eradicator

Excellent manoeuvrability and high-speed transport

The central TX running gear on the Ceus-2TX makes for high manoeuvrability on the headland and comfortable road transport. For even more safety on the road, the 6.0 and 7.0 m wide machines can be optionally equipped with larger 700 mm tyres. Depending on national road traffic regulations, the Ceus-2TX is also permitted to be towed at speeds of up to 40 km/h for quick transport from field to field.

For use on the tine section, the entire AMAZONE C-Mix share system is available. With its row spacing of approximately 40 cm, the Ceus proves to be especially easy to pull and with a simultaneous good passage of organic matter, even when deep loosening. The C-Mix-Super tine is equipped with an overload safety protection with a release force of 600 kg. For carrying out just shallow stubble cultivation, the tine section can be raised out of work completely and the machine operated just with the front disc section.



The right equipment

For any demand



Cenius 7003-2TX Super

! “Due to the moist soil conditions we did not want to do without the optionally available traction assistance. The slip substantially declines reducing the fuel consumption and significantly increases the acreage output.”

(dlz agrar magazine · 02/2015)

! “The traction assistance is a big plus, we would no longer do without it.”

(traction – working test AMAZONE Cenius 5003-2TX Super · 3/2016)



Traction assistance for Cenius-2TX

- ✓ Increase in tractor traction
 - Weight transfer from the Cenius on to the tractor's rear axle
 - up to 1,500 kg additional weight on the rear axle
 - ✓ Reduction in wheel slip
 - ✓ Increase in acreage output
 - ✓ Reduction of fuel consumption
- ❗ “The practicalities: the drawbar ram can also be used for coupling the cultivator on and off by setting the drawbar height higher or lower.”

(traction – working test AMAZONE Cenius 5003-2TX Super · 3/2016)

Linkage for Cenius-2TX and Ceus-2TX

The flanged linkage means the maximum flexibility of choice. So, for any tractor the suitable linkage system can be selected; no matter whether a lower link cross shaft in Cat. III, IV, V, different pulling eyes or the K80 ball coupling.

- ❗ “Thanks to the flange fixing a changeover is no problem.”
(traction – working test AMAZONE Cenius 5003-2TX Super · 3/2016)

- ❗ “A good addition to specify; The box holds tools and a second set of shares. Even the shear bolts are held in a tidy magazine.”
(profi Practice test “Trailed cultivators Part 2” · 06/2017)





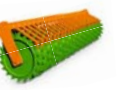



Traction assistance



Flange linkage

Following rollers






Re-consolidation and depth control


							
		SW cage roller 520 mm	SW cage roller 600 mm	PW tooth packer roller 600 mm	TW tandem roller 520/380 mm	WW angle profile roller 580 mm	UW U-Profile roller 580 mm
heavy soils	crumbling	○	+	+	+	++	○
	reconsolidation	○	○	+	○	+	○
	self-driving (reduced slip)	++	++	++	++	+	+
	load capacity	++	++	++	++	+	++
	insensitive to stones	○	+	++	○	—	++
	insensitive to sticking soil	+	+	++	○	+	+
	little tendency to blockage	+	+	++	+	+	+
medium soils	crumbling	+	+	+	++	++	○
	reconsolidation	○	○	+	○	++	+
	self-driving (reduced slip)	++	++	+	+	+	+
	load capacity	+	++	++	+	++	++
	insensitive to stones	○	+	++	○	—	++
	insensitive to sticking soil	+	+	++	○	+	++
	little tendency to blockage	+	+	++	+	+	++
light soils	crumbling	+	++	+	++	+	+
	reconsolidation	○	○	+	○	+	+
	self-driving (reduced slip)	++	++	+	+	+	+
	load capacity	○	+	+	+	+	++
	insensitive to stones	○	+	++	○	—	++
	insensitive to sticking soil	+	+	++	○	+	++
	little tendency to blockage	+	+	++	+	+	++

— less suited ○ suited + well suited ++ very well suited



For any soil type, the right choice

						
		DUW Double U-Profile roller 580 mm	KW wedge ring roller 580 mm	KWM wedge ring roller with Matrix tyre profile 650 mm	DW disc roller 600 mm	DDW Double disc roller 600 mm
heavy soils	crumbling	○	○	+	+	++
	reconsolidation	○	+	++	++	++
	self-driving (reduced slip)	++	+	++	++	++
	load capacity	++	++	++	++	++
	insensitive to stones	++	+	+	++	++
	insensitive to sticking soil	+	+	++	++	++
	little tendency to blockage	++	++	++	++	++
medium soils	crumbling	+	+	+	+	+
	reconsolidation	+	++	++	++	++
	self-driving (reduced slip)	++	+	++	++	++
	load capacity	++	++	++	++	++
	insensitive to stones	++	+	+	++	++
	insensitive to sticking soil	++	+	++	++	++
	little tendency to blockage	++	++	++	++	++
light soils	crumbling	+	+	+	+	+
	reconsolidation	+	++	++	++	++
	self-driving (reduced slip)	+	+	++	+	+
	load capacity	++	+	++	+	+
	insensitive to stones	++	+	+	++	+
	insensitive to sticking soil	++	+	++	++	++
	little tendency to blockage	++	++	++	++	++



Following rollers and harrow combinations



Double harrow when shallow cultivating

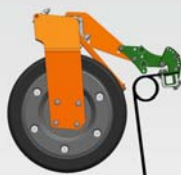


Without roller and with double harrow – for shallow cultivation

In addition to the already comprehensive following roller programme, AMAZONE also offers for Cenius-2TX and Ceus-2TX a double harrow. Instead of the targeted reconsolidation of the soil via the following roller, the double harrow loosens and opens the surface. In spring, the double harrow allows a shallow cultivation (without roller) for the quick warming

and drying of the soil. In summer it is optimally suited, in conjunction with the duck foot share tips, to aid additional straw distribution and help mechanical weed control. Changing the double harrow is also easy, as is also the change or the mounting and demounting of the following roller as the same roller frame is utilised.

Choice of harrows



Harrow system*
for the SW, PW, KW & UW following rollers



Harrow system
for the KWM & DW following rollers

Following roller and rear harrow – the strong combination for springtime

For use with some following rollers, the optionally available rear harrow is available for the additional crumbling and the perfect levelling of the soil surface.

When in use, the rear harrow shakes slightly and large particles of soil remain on the surface and prevent capping if there is heavy rain. The fine earth is placed in the area where the seed is sown.



		SW cage roller 520 mm					SW cage roller 600 mm					PW tooth packer roller 600 mm					TW tandem roller 520/380 mm					WW angle profile roller 580 mm					UW U-Profile roller 580 mm				
		2.0	2.5	3.0	3.5	4.0	2.0	2.5	3.0	3.5	4.0	2.0	2.5	3.0	3.5	4.0	2.0	2.5	3.0	3.5	4.0	2.0	2.5	3.0	3.5	4.0	2.0	2.5	3.0	3.5	4.0
Cenius	Rigid	3003			1x ¹				1x ¹					1x ¹					1x ³				1x ⁴				1x ^{1.5}				
		3503				1x ¹				1x ¹				1x ¹					1x ³					1x ⁴				1x ^{1.5}			
		4003					1x ¹				1x ¹				1x ¹					1x ³					1x ⁴					1x ^{1.5}	
Cenius-2TX	Hydraulic folding	4003-2	2x ¹				2x ¹				2x ¹				2x ³				2x ³				2x ⁴				2x ^{1.5}				
		4003-2TX	2x ¹				2x ¹				2x ¹				2x ³				2x ³				2x ⁴								
		5003-2TX		2x ¹				2x ¹				2x ¹			2x ³				2x ³				2x ⁴								
		6003-2TX			2x ¹				2x ¹				2x ¹			2x ³				2x ³				2x ⁴							
		7003-2TX				2x ¹				2x ¹				2x ¹					2x ³					2x ⁴							
Ceus-2TX	Hydraulic folding	8003-2TX					2x ¹				2x ¹					2x ¹				2x ³					2x ⁴						
		4000-2TX	2x ¹					2x ¹				2x ¹					2x ³				2x ³			2x ⁴							
		5000-2TX		2x ¹					2x ¹				2x ¹				2x ³				2x ³			2x ⁴							
		6000-2TX			2x ¹					2x ¹				2x ¹				2x ³					2x ⁴								
		7000-2TX				2x ¹					2x ¹				2x ¹				2x ³					2x ⁴							

		DUW Double U-Profile roller 580 mm					KW wedge ring roller 580 mm					KWM wedge ring roller with Matrix tyre profile 650 mm					DW disc roller 600 mm					DDW Double disc roller 600 mm					DS double harrow				
		2.0	2.5	3.0	3.5	4.0	2.0	2.5	3.0	3.5	4.0	2.0	2.5	3.0	3.5	4.0	2.0	2.5	3.0	3.5	4.0	2.0	2.5	3.0	3.5	4.0	2.0	2.5	3.0	3.5	4.0
Cenius	Rigid	3003			1x ¹				1x ¹					1x ²					1x ²				1x								
		3503				1x ¹				1x ¹				1x ²					1x ²					1x							
		4003					1x ¹				1x ¹				1x ²					1x ²					1x						
Cenius-2TX	Hydraulic folding	4003-2					2x ¹				2x ²				2x				2x				2x								
		4003-2TX	2x ³				2x ¹				2x ²				2x ²				2x ²				2x				2x				
		5003-2TX		2x ³				2x ¹				2x ²				2x ²				2x ²			2x					2x			
		6003-2TX			2x ³				2x ¹				2x ²				2x ²				2x ²				2x				2x		
		7003-2TX				2x ³				2x ¹				2x ²					2x ²					2x					2x		
Ceus-2TX	Hydraulic folding	8003-2TX					2x ³				2x ¹				2x ²				2x ²				2x ²							2x	
		4000-2TX	2x ³					2x ¹				2x ²					2x ²				2x				2x						
		5000-2TX		2x ³					2x ¹				2x ²				2x ²				2x					2x					
		6000-2TX			2x ³					2x ¹				2x ²				2x ²					2x					2x			
		7000-2TX				2x ³					2x ¹				2x ²				2x ²					2x						2x	

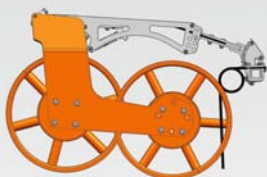
¹Harrow system* for the SW, PW, KW & UW following rollers

²Harrow system for the KWM & DW following rollers

³Harrow system for the TW & DUW following rollers

⁴Sprung knife system* for the WW following roller

⁵Spring clearing system for the UW following roller



Harrow system
for the TW & DUW following rollers



Sprung knife system*
for the WW following roller



Spring clearing system
for the UW following roller

* Please note: in conjunction with the TS running gear, turning on the following roller is not possible.

GreenDrill – mounted seeder box for fine seeds and catch crops



Cenius 7003-2TX Super with GreenDrill 500 seeder box

The GreenDrill seeder box allows the simultaneous sowing of catch crops and fine seeds in just one operational pass. With its hopper sizes of 200 and 500 l, the GreenDrill is the

ideal solution for soil tillage machines or for conventional seed drills.



Catch crop sowing and soil tillage in one operational pass

To enable the sowing of catch crops directly or together with the soil tillage operation, AMAZONE offers the GreenDrill seeder box. It can be combined as well with the Catros, Catros^{XL} and Certos compact disc harrows as well as the Cenius mulch cultivator, the KG rotary cultivator or with the KE rotary harrow. The seed is distributed evenly by the spreader plates.

The GreenDrill seed hopper holds 200 l or alternatively 500 l and is easily accessed via the loading steps provided. Within the metering system located underneath the seed hopper, is a seed shaft that is equipped, depending on the type of seed and the application rate with either fine or normal seed wheels. The drive to the seed shaft is electric and that of the blower fan either electric or hydraulic.

Comfortable operation

For the control of the seeder, two computer versions are available with differences in the level of operational comfort. In its basic format, the seed shaft and the blower fan as well as the rotational speed of the seed shaft can be adjusted via the 3.2 in-cab terminal. In the Comfort execution, the 5.2 terminal offers an additional selection menu to assist in the calibration test and to indicate the forward speed, the finished area and the working hours. The seed shaft speed automatically matches to the changing forward speeds if the on-board computer is connected to the 7-pin tractor signal socket.

The benefits at a glance

- ⊕ Sowing catch crops and fine seeds directly with stubble cultivation or with soil tillage
- ⊕ Various metering cassettes available
- ⊕ Wide distribution via baffle plates
- ⊕ Easy loading via the access steps
- ⊕ Modern operator terminal in two levels of equipment



Cenius 3003 Special
GreenDrill 200 seeder box

XTender and XTender-T

Mounted hopper and trailed hopper



With **4,200 l**
hopper volume



XTender 4200
with rolling and parking device



XTender-T 4200

With the XTender mounted hopper and the XTender-T trailed hopper, AMAZONE offers two flexible and efficient solutions for the simultaneous application of fertiliser and/or seed

during soil tillage in just one operational pass. Thanks to the divided 4,200 l hopper, high acreage outputs are ensured.



XTender 4200 with Cenius 6003-2TX and conveyor system for fertiliser application

Maximum flexibility

In times of increasing prices for fertiliser, efficient base fertilisation becomes ever more important. Targeted fertilisation during soil tillage is a solution which provides the plant with nutrients in the best possible way. Fertilisation during soil tillage can also add logistical advantages when compared to fertilisation during sowing, especially when larger amounts have to be applied. So, any downtime of the seed drill can be avoided and the time frames for sowing can be more effectively made use of.

High outputs

XTender features a 4,200 l pressurised hopper that can be split in a ratio of 50/50. Depending on whether it is intended to apply just fertiliser only, seed only or a combination of both, the XTender can be, from choice, equipped with either a single or double conveying systems. Application rates from 2 to 400 kg/ha can be achieved.

The benefits at a glance: XTender

- ⊕ Twin tank system for the simultaneous application of fertiliser and/or seed in one pass alongside the soil tillage operation.
- ⊕ High efficiency from the 4,200 l hopper capacity
- ⊕ Convenient access via the ladder and loading board
- ⊕ The large hopper opening ensures an easy and quick filling procedure
- ⊕ Permissible for tractor capacities of up to 600 HP
- ⊕ Permissible for all trailed Cenius mulch cultivators, Certos heavy compact disc harrows and trailed Catros compact disc harrows (in up to 9 m working widths)
- ⊕ Operation with implements from other manufacturers is possible

Additional benefits of the XTender-T

- ⊕ Ideal for tractors without a three-point linkage or with low lift capacity
- ⊕ The running gear allows a support load of up to 4,000 kg
- ⊕ Also suitable for operation in conjunction with the Catros⁺ 12003-2TS compact disc harrow



XTender 4200 with Cenius 6003-2TX and twin conveying systems for the application of fertiliser and seed



XTender-T 4200 with Catros⁺ 12003-2TS in road transport

Comfortable, high quality and universal!

Comfortable operation

The electrically-driven metering allows the simple matching of the seed rate from the tractor cab, pre-metering in field's corners and calibration at the press of a button.

As a special option, the well-known TwinTerminal 3.0, found normally on the seed drills, is available. Additional equipment options are the camera system, LED work lighting and internal tank lighting. These provide good visibility in the dark and the camera offers a good view of the following trailed machine.

The hopper is equipped as standard with a ladder and an appropriate loading platform which offers exceptional access. Thanks to the large hopper opening, filling is quick and simple to accomplish.

❗ "AMAZONE has designed the access ladder and the platform to be practical and safe. The tank lids are sufficiently big and robust even when filling from big bags."

(profi – driving report AMAZONE XTender 4200 · 11/2015)



High quality finish

For the hopper, AMAZONE relies on a deep-pressed base hopper. Due to its production via a deep-drawn process, the hopper is created without any corners, edges or weld seams, providing a constant and even flow of the fertiliser and the seed. Low level sensors in the left and right hand hopper tip monitor the fill level. The system sends an alarm to the terminal as soon as the minimum fill level is reached.

Universally combinable

Via the 3-point linkage (Cat. 3/4N) XTender is mounted onto the tractor with a favourable centre of gravity. The coupling of the following implement to the XTender is also carried out via a standardised lower linkage which is, from choice, available is either Cat. 3 or 4N.

XTender-T features its own running gear so that it can be either pulled behind the tractor via a cross shaft on the lower links, by using different towing eyes or with a K80 ball coupling as any trailed implement can. For the implement mounted behind, the same mounting possibilities are available.



Lower linkage for the following Cenius-2TX



Fertiliser supply tines with
C-Mix 40 shares



Seed baffle plates

Fertiliser supply tines for Cenius-2TX

Supply of the fertiliser is carried out in the shadow of the share. The depth at which the fertiliser is going to be placed can be adjusted via a flap in the fertiliser supply tines. The fertiliser supply tines can be used together with the C-Mix 80 share or with the new C-Mix 40 share.

Adjustment possibilities of the fertiliser position:

- 1) 100% near the surface
- 2) 50% near the surface/50% under root
- 3) 100% under root

Seed baffle plates in front of the roller

Optimum growing conditions are created by the seed baffle plates. The seed application is carried out evenly and is targeted in front of the roller. In this way the seed is pressed into the soil without, however, being incorporated too deeply.

Thus the seed is given the ideal amount of soil contact and soil moisture resulting in optimum germination conditions.

Technical data XTender 4200

Hopper size (l)	4,200
Maximum pulling power (HP)	600
Split of the tank	50/50
No. of spool valves required	1 single-acting spool valve with pressure-free return flow
Tractor mounting	3-point linkage Cat. 3/4N
Machine mounting	Lower linkage Cat. 3/4N
Permissible support load on linkage (kg)	3,000
Permissible total weight (kg)	7,200
Total width (m)	2.90
Filling height (m)	2.12
Total length (m)	1.98
Nett weight (kg)	1,300

Technical data XTender T 4200

Hopper size (l)	4,200
Maximum pulling power (HP)	600
Split of the tank	50/50
No. of spool valves required	1 single acting control valve with pressure-free return flow 1 DW
Tractor mounting	lower linkage ball coupling towing eye
Machine mounting	lower linkage ball coupling towing eye
Permissible support load on linkage (kg)	
Lower linkage	4,000
Ball coupling	4,000
Flange drawbar	3,500
Permissible total weight (kg)	12,000
Total width (m)	2.90
Filling height (m)	2.80
Total length (m)	6.00
Nett weight (kg)	3,400

Technical data

Cenius mounted cultivator		Cenius 3003 Special/Super	Cenius 3503 Special/Super	Cenius 4003 Special/Super	Cenius 4003-2 Special/Super
Working width (m)		3.00	3.50	4.00	4.00
Execution		Rigid	Rigid	Rigid	Hydraulic folding
Transport width (m)		3.00	3.50	4.00	3.00
Transport length with road lights (m)		3.80	3.80	3.80	3.80
Transport height (m)		–	–	–	–
Weight – base machine (kg) simplest execution ³	Special	1,482	1,617	1,761	2,415
	Super	2,024	2,209	2,402	3,065
Linkage		3-point linkage mounted (Cat. III)			
Number of tines		11	12	13	14/13
Tine execution	Special	C-Mix Special tines with shear bolt overload safety device			
	Super	C-Mix Super tines with pressure spring overload safety device			
Number of tine rows		3			
Tine spacing in the row (mm)		810	870	855	855
Tine spacing (mm)		273	291	286	286
Frame height (mm)		800			
Working depth (cm)		5–30			
Maximum operational speed (km/h)		8–15			
Power requirement from (kW/HP)		90/125	105/140	120/160	120/160
No. of d/a tractor spool valves		0, 1', 2 ²	0, 1', 2 ²	0, 1', 2 ²	1, 2', 3 ²

Cenius-2TX trailed cultivator		Cenius 4003-2TX Special/Super	Cenius 5003-2TX Special/Super	Cenius 6003-2TX Special/Super	Cenius 7003-2TX Special/Super	Cenius 8003-2TX Special/Super
Working width (m)		4.00	5.00	6.00	7.00	8.00
Operational speed (km/h)		8–15				
Working depth (cm)		3–30				
No. of tines		13	17	21	25	29
Tine execution	Special	C-Mix Special tines with shear bolt overload safety device				
	Super	C-Mix Super tines with pressure spring overload safety device				
Tine spacing (mm)		307	294	286	280	280
Power requirement from/to (HP/m)		50–80				
Transport length (m)		9.30–10.10				
Transport width (m)		3.00				
Transport height (m)		2.80	3.10	3.70	4.00	4.60
Weight – base machine (kg) simplest execution ³	Special	4,199	4,678	5,719	6,051	5,640
	Super	4,830	5,513	6,754	7,286	8,073
Permitted support load (kg)		1,550				
Number of tine rows		4				
Frame height (mm)		800				
No. of d/a tractor spool valves		2, 3', 4 ²				

¹ with hydraulic depth adjustment ² with hydraulic adjustment of the levelling unit

³ with mechanical depth setting, traffic lights, set C-Mix Special tines, 80 mm C-Mix share tip and guide plate, set of spring closers, SW 520

Illustrations, content and technical data are not binding! Technical data may deviate according to the level of equipment.

Machine illustrations can vary due to country-specific traffic legislation.

Ceus-2TX trailed disc harrow cultivator combination	Ceus 4000-2TX	Ceus 5000-2TX	Ceus 6000-2TX	Ceus 7000-2TX
Working width (m)	4.00	5.00	6.00	7.00
Linkage	Lower linkage, ball, drawbar			
Execution	Hydraulic folding			
Operational speed (km/h)	8–15			
Power requirement from/to (HP/m)	50–80			
Disc diameter/thickness (mm)	510/5			
Disc spacing (mm)	250			
Row spacing: discs (mm)	125			
Number of discs	32	40	48	56
Angle of attack	front 17° rear 14°			
Working depth: disc section(cm)	5–14			
Row spacing: tine section (cm)	40.00	41.60	40.00	41.20
Working depth: tine section (cm)	5–30			
No. of tines	10	12	15	17
Number of tine rows	2			
Tine execution	Super			
Transport length with road lights (m)	9.80			
Transport width (m)	2.95			
Transport height (m)	2.80	3.30	3.70	4.00
Weight without roller (kg)	6,880	7,050	8,970	9,140
Weight (kg) (Base machine, simplest execution, KW580)	7,560	7,890	9,950	10,260
Permitted support load (kg)	1,500	1,500	1,900	1,900
Number of double-acting spool valves	2, 3 ¹ , 4 ² , 5 ³			
Frame height (cm)	80			

¹with hydraulic depth adjustment²with hydraulic adjustment of the levelling unit³with hydraulic adjustment of the disc section


AMAZONE service – always in your vicinity

Your satisfaction is our challenge



✓ AMAZONE SmartService 4.0

In the world of evermore complex machine design, AMAZONE, via SmartService 4.0, is utilising the most up-to-date technologies to further enhance its learning, training and repair processes in the sector of technical customer service as well as assisting its customers in carrying out routine maintenance work. This realisation is carried out through training using Virtual Reality (VR) and via the possibility of real time communication with service specialists from AMAZONE along with the creation and provision of learning contents by utilising Augmented Reality (AR).



The satisfaction of our customers is the most important objective

For this we rely on our competent sales partners. Also for service queries they are the reliable contact partner for farmers and contractors. Due to continuous training, our sales partners and service technicians are always up to date when it comes to looking after the state of the art technology.

We provide you with a first class spare parts service

The basis for our worldwide spare parts logistics is the central spare parts depot at our headquarters in Hasbergen-Gaste. This ensures the maximum availability of spare parts, even for older machines.

Parts which are available in our central spare parts depot in Hasbergen-Gaste, ordered up until 17.00 hours, are dispatched the same day. 34,000 different line items of spare parts and wearing metal are located in our highly modern store and daily, up to 800 orders are sent to our customers.

Better to choose the original right from the start

Your equipment is exposed to extreme demands. The quality of AMAZONE spare parts and wearing metal offers you the reliability and safety you need for efficient soil tillage, precise sowing, professional fertilisation and successful crop protection.

Only original spare parts and wearing metal are perfectly matched to AMAZONE machinery in their functionality and durability. This ensures the optimum operational performance. Original parts at a fair price pay off in the end.

Therefore, make your decision the original!

The advantages of original spare parts and wearing metal

- ⊕ Quality and reliability
- ⊕ Innovation and efficiency
- ⊕ Immediate availability
- ⊕ Higher resale value of the used machine



AMAZONE



Illustrations, content and technical data are not binding! Technical data may deviate according to the level of equipment.
Machine illustrations can vary due to country-specific traffic legislation.



AMAZONEN-WERKE H. DREYER GmbH & Co. KG
P. O. Box 51 · 49202 Hasbergen-Gaste/Germany
Phone +49 (0)5405 501-0 · Fax +49 (0)5405 501-193