



Frutteto range

We're the specialists in the fruit orchard.



New SAME Frutteto Range.

Tradition paving the way for evolution.

Better efficiency. Better comfort. Better agility.
With its new Frutteto 2017 range, SAME once again consolidates its tradition as an innovative brand.

A tradition that began in distant 1952 with the launch of the first 4-wheel drive compact tractors, and which has been built on year after year with ground-breaking innovations that have shaped the evolution of specialised tractors.

The new Frutteto range embodies the state of the art in SAME technology and experience. It has also grown to offer an even more comprehensive and diverse choice of models conceived to respond to the variegated needs of today's fruit farmer and wine grower with more specific solutions than ever. The new SAME Frutteto tractors are available in a choice of extremely diverse variants.

From light and compact basic models with a fully synchronised 5-speed mechanical gearbox and mechanically controlled hydraulic distributors to high-technology, top-of-the range models with Powershift transmissions, a high-visibility cab with only 4 pillars, an electronically controlled hitch and the ActiveDrive system.

All of this choice has a single goal in mind: to offer every user unprecedented scope to create the perfect personalised solution.





A bigger family than ever that sets new standards for its class.

The Frutteto family has gained impressive new forward-looking features and solutions.

The result is a series of more and more specialised tractors, designed and developed specifically to let users choose the ideal configuration for professional results in the fruit orchard and vineyard. Built with platforms optimised for different wheel sizes, the cabs boast mechanical or electrohydraulic controls and offer a wide choice of configurations.

The excellent compactness of the new engine and the even slimmer conformation of the new front axle have made an even tighter turning circle possible. All of these factors contribute to making these tractors incredibly agile and manoeuvrable, even when working in the narrowest spaces and with very limited headland space.

Versions.

All the power, comfort and efficiency you'll need to tame any fruit orchard.

The new SAME Frutteto range offers the most effective, complete and evolved answer to your needs in terms of performance and driving pleasure. Six versions for a uniquely tailored experience.

Frutteto ActiveDrive. Applied technology.

The number one specialised tractor, created for the user for whom nothing but the best will do. Unrivalled comfort, productivity, ergonomics and safety. Nobody offers you more.

Frutteto. Natural-born multi-purpose machines.

The definitive all-rounder. A sturdily built, multi-tasking tractor for heavy-duty jobs. Compact yet extremely sure-footed, this tractor makes light work of any job, even with heavy loads and with both front and rear mounted implements. Perfectly at ease in the fruit orchard, but just as capable in the open field.



Versions available:

- Frutteto ActiveDrive
- Frutteto
- Frutteto S
- Frutteto V
- Frutteto Classic
- Frutteto³ Classic



**Frutteto S.
Unbeatable in tight spaces.**

Compact dimensions and superlative manoeuvrability make it the perfect solution for working in cramped spaces and between rows, and the power to tackle any job. With a steering angle of up to 60° (for 4WD versions) and an even shorter wheelbase, this nimble tractor makes end of row manoeuvres child's play.



**Frutteto V.
Redefining the meaning of compact.**

Designed specifically for working in the most narrowly spaced vineyards. With a narrower track, a front axle with a steering angle of up to 60° and a short wheelbase (made possible by the new FARMotion engines), the incredibly agility of this tractor makes it suited for end of row manoeuvres.



**Frutteto³ Classic
and Frutteto Classic.
Simply perfect.**

Extremely easy to use, but with a perfect combination of versatility and comfort. With a lowered driving position, short wheelbase, excellent manoeuvrability and astonishing agility, Classic models let you work with confidence with any type of specialised crop and with any type of implement. This makes them ideal for fruit and vegetable farms and smaller agricultural businesses, while an affordable price tag ensures a faster return on your investment.

New configurations.

Class-beating specialisation and innovation.

Both S and V versions of SAME Frutteto tractors are available as LS or GS variants.

S variants are equipped as standard with a mechanical transmission with synchronised mechanical reverse shuttle, the Overspeed function and an optional Powershift range gearbox, as well as a PTO with progressively engaged electrohydraulic clutch. GS variants are also equipped as standard with an electrohydraulic reverse shuttle and the Stop&Go function.

Frutteto S/V ActiveDrive: performance unlike anything you've experienced before.

Previously unimaginable levels of comfort, manoeuvrability and efficiency in a specialised machine, made possible by the innovative independent front suspension.

Frutteto S/V ActiveDrive tractors are specialised machines conceived and

developed specifically for the fruit orchard and vineyard, which cater for the unique needs of working in restricted spaces.

Offered with a soundproofed, air conditioned cab or with a choice of two platform variants, Frutteto S/V ActiveDrive tractors let you choose the ideal configuration for the most professional results possible in the orchard and vineyard. The S versions (for fruit orchards with narrow rows) and V versions (for vineyards) embody the ultimate specialisation in an agricultural tractor, while the innovative and exclusive independent front suspension system adds further to the impressive specialist capabilities of these machines.





BEST OF SPECIALIZED 2016

The SAME Frutteto S ActiveDrive won the "Best of Specialized" category of the 2016 Tractor of the Year awards.

The award is assigned every year by a jury of 23 journalists of the major European agricultural machinery magazines.



ActiveDrive front suspension system.



ActiveDrive independent wheel front suspension: an exclusive result of SAME experience in specialised applications.

The independent front suspension is the latest result of the SAME brand's leadership in the specialised segment. This exclusive innovative solution means that on Frutteto S/V ActiveDrive tractors, each front wheel can move up and down completely independently of the other. SAME has achieved this without compromising the overall compactness of the machine and while actually lowering the centre of gravity of the tractor, improving weight distribution and, as a result, offering even more impressive

stability and safety. The independent suspension arms are connected to the front axle carrier with an all-new linkage geometry and sustained by a pair of hydraulic cylinders equipped with a position sensor, 3 accumulators and electronic speed and steering angle sensors.

This truly formidable package of advanced features allows SAME to offer levels of driver comfort and stability which, until now, had been the sole domain of high-power tractors. An electronically controlled hydropneumatic management system adjusts the damping action of the entire independent suspension system

continuously to keep the machine ideally levelled in all conditions. The two sides of the suspension being able to move independently of each other, combined with an impressive steering angle and the tapered conformation of the front axle carrier, have made it possible to achieve a turning circle of just 3 metres*, accentuating the intrinsic agility and manoeuvrability of the tractor. The suspension geometry keeps the front wheels perfectly vertical throughout the entire excursion of the suspension, for greater grip in all conditions.

*Frutteto S (4-cylinder) with 240/70 R16 front tyres (offset 2B) and 360/70 R24 rear tyres (offset 1A).





Anti-dive and Anti-roll functions. Superlative stability, safety and grip.

With innovative suspension geometry and exclusive control software, Frutteto S/V ActiveDrive tractors also offer Anti-dive and Anti-roll functions. Anti-dive improves braking stability and safety by countering sudden front suspension compression and the subsequent shift in load towards the front axle, while Anti-roll automatically adjusts the stiffness of the system in relation to steering angle and ground speed to maximise stability and grip both in the field and on the road. The Anti-Roll system also uses the inner and outer cylinders to generate torque to counter the rolling motion of the tractor, increasing stability and active safety especially when steering.

Superior comfort, whatever the terrain.

Managed by an adaptive electrohydraulic system, the ActiveDrive suspension works in synergy with the DTC electronically controlled differential to offer levels of driving comfort unattainable by any other specialised tractor.

The permanently active self-levelling function keeps the cylinders as close to their mid-stroke positions as possible, maximising available suspension travel in all operating conditions. The damping control system, however, is selectable directly by the driver with a dedicated control in the cab. When damping control is off, the damping level (or suspension stiffness) is fixed at a predefined value. When adaptive damping control function is on, however, suspension stiffness is adjusted continuously in response to working

conditions, maximising operator comfort. Completing the capabilities of the system, the DTC – the innovative differential with an automatic, progressively engaged differential locking system - is capable of locking by up to 100% to prevent the front wheels from slipping and ensure constant traction in varying grip conditions. Two speed sensors on the front wheels are used by the system to progressively engage and disengage the differential lock, saving the driver from having to perform tiresome repetitive operations to maximise comfort and productivity. The result is a solution offering the best safety, traction, stability and steering precision available on the market today. The Auto4WD function engages and disengages front wheel drive entirely automatically in relation to ground speed and steering angle, meaning that the driver no longer has to do this manually.



Frutteto³ Classic and Frutteto Classic.

Made-to-measure versatility and efficiency.

SAME Frutteto³ Classic and Frutteto Classic tractors are unquestionably the best compromise for anyone looking for a specialised machine with low operating costs.

These are models offering all the essential attributes you need, with a lowered driver's seat, short wheelbase, superior agility and excellent manoeuvrability. Created specifically in response to the needs of farmers looking for simple, practical and highly functional tractors, these machines can work with any specialised crop and with any type of implement. Ideal for fruit and vegetable farms approaching mechanisation for the first time and small agricultural concerns - applications where machines of this power and class make for a faster return on the investment made - these tractors are even invaluable allies for open field tasks, where their inherent sturdy construction translates to



excellent results. With a folding roll bar and an impressive steering angle, these tractors are astonishingly agile. Available with 4-wheel drive, with SDF

1000 Series engines or new FARMotion engines (both of which in 3- or 4-cylinder configuration).



A comfortable, ergonomic driver area.

Frutteto³ Classic with SDF Stage 3A (Tier3) engine.

New FARMotion engines.

Even more powerful. Even more economical. Even more unique.

Alongside the tried and tested 3- and 4-cylinder SDF 1000 Series, these tractors are now offered with the brand new FARMotion family of engines compliant with Stage 3B (Tier4i) emissions regulations.

These engines not only deliver the highest power outputs in this class, their compact dimensions have also made shorter wheelbases possible. The brand new FARMotion Stage 3B (Tier4i) 3- or 4 cylinder- engines powering the SAME Frutteto use state-of-the-art technology to combine class beating performance with superior reliability and durability. A few examples? Electronically controlled Common Rail injection (with injection pressures up to 2000 bar), turbocharger with intercooler and exhaust gas aftertreatment system with maintenance-free DOC.

FARMotion engines produce torque and power curves optimised specifically for the needs of agricultural applications, while extremely low specific consumption figures across the entire operating range ensure outstanding fuel economy. FARMotion engines offer a host of advantages: their compact dimensions, for example, have made the exceptionally short wheelbase and the very high steering angle of the new SAME Frutteto range possible. Productivity and comfort significantly benefit from reduced consumption and lower noise. The modular construction

of the engines, with removable cylinder sleeves and individual cylinder heads, maximises reliability and simplifies maintenance.

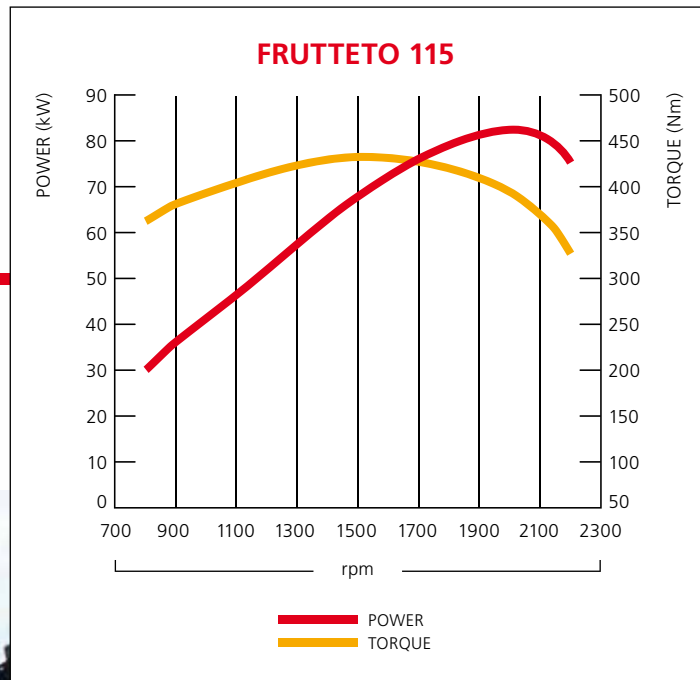
The key characteristics and features of these engines are a downsized unitary displacement of just 962 cm³ per cylinder, electronically controlled Common Rail injection with injection pressures up to 2000 bar, cooled external exhaust gas recirculation system (EGR) and a DOC (Diesel Oxidation Catalyst) catalytic converter. Together with a redesigned combustion chamber geometry, these innovations have allowed the SAME Frutteto to benefit from the full potential of the engine, minimising fuel consumption and improving overall efficiency. FARMotion engines also feature automatic recovery of valve clearance, meaning that no valvetrain maintenance is needed throughout the entire lifespan of the engine itself. The results of these innovative solutions are even more powerful torque and power curves, in keeping with the agricultural mission of these engines. Maximum power is now 96 HP for the 3-cylinder engine and a mighty 113 HP for the 4-cylinder engine.

Truly user-friendly maintenance.

It's immediately clear just how simple maintenance is with these tractors: the one-piece rear hinged hood is equipped with a gas strut making it effortless to lift and keeping it open once lifted. This practical solution allows immediate, easy access to the engine for daily inspections and regular maintenance such as checking the engine air filter and the radiator pack (the latter of which is equipped with a mesh screen to capture dust and other debris). The design and layout of all the components in the underhood area (radiators, fans, hoses, filters etc.) have been specifically optimised to facilitate scheduled and unscheduled maintenance. As ultra-compact dimensions were a fundamental prerequisite for a tractor destined to work in cramped spaces, optimising space usage was a priority in the development of the tractor. The entire radiator pack is extremely compact but very easy to clean, and has been designed to offer even better heat dissipation performance and weigh less than a system constructed with more conventional copper or brass. The PowerCore air filter includes a dust ejector which automatically expels heavier particles to extend the effective lifespan of the filter itself.

New FARMotion
Stage 3B (Tier4i) engines.





The main fuel tank and the auxiliary tank under the platform offer a combined total of up to 95 litres. All models are equipped as standard with a dedicated transmission oil radiator which keeps the oil at optimum operating temperature even during the toughest jobs. Completing the standard equipment in the underhood area are engine oil filters, a fuel pre-filter with water

separator, a maintenance-free DOC diesel oxidation catalytic converter and an effective silencer, configurable with either a conventional vertical exhaust stack or with a horizontal exhaust pipe routed under the platform. The main maintenance points of the engine are all situated in easily accessible locations, while the engine oil level can even be checked without lifting the engine hood.

New transmissions.

Built on the experience of a leader.

The transmissions of the new Frutteto range bring state-of-the-art technology to the orchard and vineyard.

These are the result of the extensive experience of SAME, which has always been a pioneer in the design and development of transmissions for specialised applications which cater for the increasingly exacting needs of its customers.

Modularity and superlative efficiency are the two distinctive traits of the transmissions equipping Frutteto and Frutteto SV tractors, with the most comprehensively equipped version offering 3 ranges (with supercreeper) and 5 gears with 3 Powershift ratios for a total of 45+45 speeds. For a more traditional configuration, customers can opt for an easy-to-use but equally functional mechanical gearbox with 30+15 speeds.

Powershift and ComfortClutch.

The Powershift function lets the operator change gears quickly without interrupting power delivery and without using the clutch pedal, making it even easier to maintain the ideal ground speed for the job in hand and respond to changes in load while keeping engine speed within the optimum range. While for even greater comfort, the ComfortClutch button on the shift lever may be used to perform gear shifts smoothly and progressively without pressing the clutch pedal.

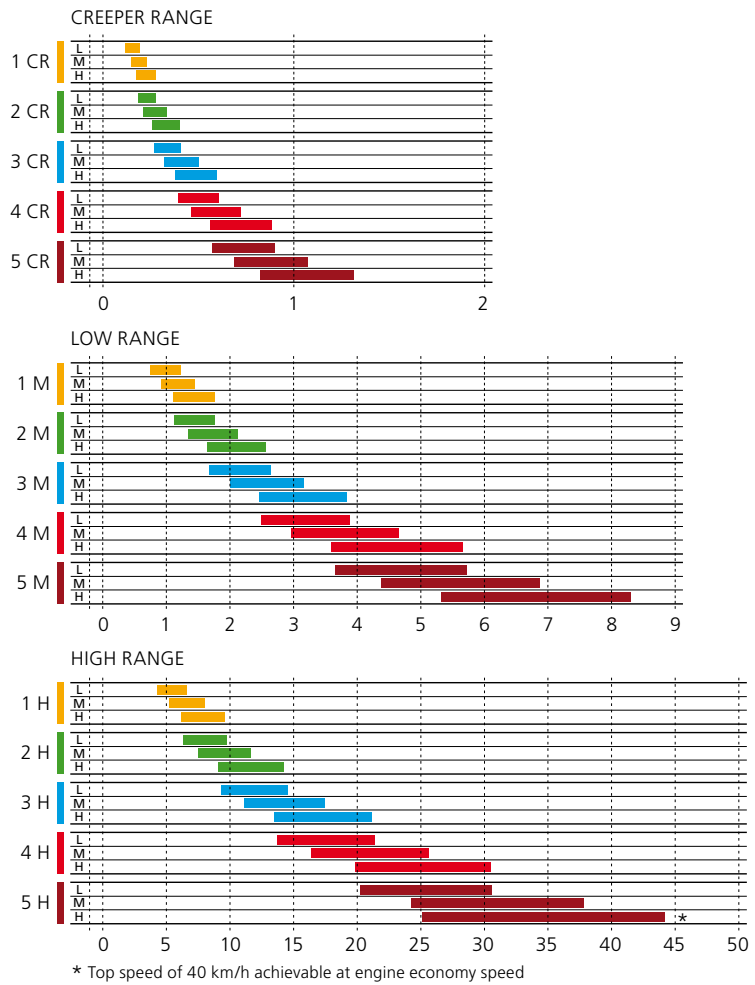
Overspeed.

For unparalleled efficiency, tractors may be equipped with the Overspeed gearbox, with specifically spaced gear ratios enabling a top speed of 40 km/h with the engine at economy speed. As well as significantly reducing fuel consumption, this also improves driver comfort by reducing noise and

vibrations. With the Overspeed gearbox, the top speed of 40 km/h is attainable with any tyre size fitted, significantly increasing efficiency and comfort when driving on the road. The more comprehensively equipped versions are available with a reverse PowerShuttle with two long-life multiplate wet clutches (for greater



GROUND SPEED IN km/h 45+45 TRANSMISSION WITH HLM



durability and reliability) and a dedicated electronic control unit, which makes direction change manoeuvres already possible starting from speeds of 10 km/h without risking the mechanical components involved. This feature lets the driver perform rapid, effective direction changes, significantly saving time when



manoeuvring and making headland turns. The shuttle lever under the steering wheel is ergonomic and easy to use. The lever also has a neutral position and a consent function preventing accidental operation for total safety. The steering wheel-shuttle lever assembly is also adjustable in height, to let the driver easily find a comfortable working position.

Stop&Go.


SAME offers a significant technological innovation to complement the hydraulic reverse shuttle: The Stop&Go, a technologically innovative feature that extends the characteristics and potential of the shuttle and offers the driver the advantage of even greater manoeuvrability, especially for jobs with frequent stops and starts of varying length such as, for example, when hitching implements or for hill starts. The Stop&Go function lets the driver stop the tractor and set off again by simply using the brakes, without using the clutch pedal. The entire system is managed by an electronic control unit which processes information received from the shuttle lever on the steering column, from the braking system and from a sensor on the rear of the gearbox measuring the ground speed of the tractor. An array of solenoid valves controlled by the electronic control unit actuate the components necessary to execute the start (or temporarily interrupt) of the inversion manoeuvre, without the driver pressing the clutch pedal. The driver merely has to press the brake pedal to stop the tractor at any time, and the system automatically puts the inversion manoeuvre on hold.

When the driver then releases the brake pedal, the Stop&Go function resumes the inversion manoeuvre, engaging the relative hydraulic clutch (one for forward drive and another for reverse) progressively and smoothly to restore drive positively and without uncomfortable jolting.

This makes manoeuvring the tractor much simpler, as well as improving safety and driver comfort.

5-speed synchronised transmission.

Classic models are equipped with a 5-speed synchronised transmission with two ranges and an underdrive gear for forward speeds only, giving a total of 20 forward speeds and 10 reverse speeds. This transmission gives the tractor a working range from speeds as low as 1.3 km/h all the way up to a top speed of 40 km/h, attainable even with the engine at economy speed. The addition of an optional third range for ultra low speeds reduces the minimum ground speed possible at nominal engine speed even further. Boasting an ideal number of intelligently spaced ratios, this extremely efficient mechanical transmission keeps the tractor working in optimum conditions in all situations. Mechanically speaking,



VERSIONS	LS	GS
Transmission	30+15 - 45+45 OVERSPEED	30+15 - 45+45 OVERSPEED
Clutch	Mechanical	Hydraulic SenseClutch
Shuttle	Mechanical	Hydraulic
PTO	Electrohydraulically engaged PTO	Electrohydraulically engaged PTO

this transmission is based on a 5-speed synchronised gearbox working in conjunction with a hydraulically operated dry single-plate clutch. In standard configuration, this gives the driver a choice of 7 speeds in the range of speeds associated with the majority of tasks (between 4 and 10 km/h), while adding the supercreeper gear increases this to 10 speeds. This option is ideal for working with stone crushers and ditch diggers. The gear and range selector levers (and the supercreeper lever, if applicable) are ergonomically situated to prevent operator arm fatigue during use. On the road, the 5-speed gearbox makes a top speed of 40 km/h attainable with the engine at economy speed, significantly reducing fuel consumption while also improving driver comfort.



Hydraulic reverse power shuttle.

Orange transmission controls are organised according to the "colour line" logic.



Hydraulic system.

Impressive, modular performance.

Superior lifting capacity and generous hydraulic oil flow to feed numerous distributors installed on the tractor. Crucial attributes for the hydraulic system of a specialised machine.

The SAME Frutteto tractors are equipped with a hydraulic system using a single pump or, as an option, a dual tandem pump with a flow rate of up to 38+26 l/min. This is an option that maximises the versatility of the tractor



Possibility of equipping your Frutteto with mid-mounted distributors.

even further. Numerous options are also available in terms of the number and layout of the distributors.

Rear distributors up to 6 ways (3 mechanical distributors) with flow regulator, plus the option of two delivery distributors and one float mode distributor.

Mid-mounted distributors: up to 4 ways (duplicated from the existing rear couplers), with a choice of 4 additional couplers (2 mechanical distributors) for mid-mounted mounted implements, or 6 additional ways (2 electrohydraulic distributors plus one duplicated distributor), with separate flow control from the joystick on the right-hand console.

The precision and efficiency to tackle any job.

The specific geometry of the arms and tie-rods combined with the sturdy construction of all of its components give the rear hitch all the load capacity needed for even the most challenging task.

The mechanical hitch is extremely efficient and easy to use, while the electronic hitch offers extremely accurate implement control for jobs demanding even greater precision. Duplicated external controls on the rear mudguards make coupling implements simpler. A front hitch and a 1000 rpm front PTO are available for working with front-mounted implements. This solution further extends the capabilities of the Frutteto and also makes installing ballast, when needed, even simpler.



PTO

The extreme versatility of the SAME Frutteto range also extends to the PTO: with a multiplate wet clutch, and choice of 540/1000/540 ECO speeds and a ground speed PTO.

All of this translates into the ability to make use of all the power available when working with atomisers, or to save fuel when working with side shoot removers and inter-row cultivators. A



ground speed PTO, for use primarily with driven axle trailers, is also available to make transporting loads on gradients easier.

The PTO is also extremely simple to operate: the electrohydraulically operated PTO clutch is engaged smoothly and progressively (preventing jolting and kickback) at the press of a button, while an LCD display on the digital instrument cluster indicates the

selected speed.

Hydrostatically operated wet disc brakes incorporated in all four wheel hubs ensure impeccable all-round braking action, especially when working in hilly terrain and with mounted implements.

Braking system.

Safety and agility exceeding any expectations.

The braking system includes a separate brakes valve offering three different braking modes.



On all 4 wheels, offering greater safety for road transport. On 2 lateral wheels (on right or left, with mechanical latch connecting the respective two brake pedals), for a smaller turning circle when manoeuvring in restricted spaces. On a single wheel (right-hand rear or left-hand rear, setting the separate brakes valve to disable the front brakes) to prevent soil damage caused by locking front wheels when steering.

All-wheel performance.

4wd and electrohydraulically operated 100% lockable front and rear differential locks ensure superlative performance and traction in all situations. The differentials are disengaged instantaneously at the lightest touch of the brake pedal.

All-around agility.

The impressive steering angle and short wheelbase make SAME Frutteto tractors extremely manoeuvrable even in the narrowest headland space. A low centre of gravity and ideal weight distribution between the front and rear axles mean that despite the short overall length of these tractors, stability is not compromised when working on a gradient. Traction is outstanding even in the most difficult terrain conditions: the Auto 4WD function means that the driver doesn't have to engage and disengage front wheel drive manually, as this is done entirely automatically in relation to ground speed and steering angle. This saves the driver from repetitive, tiresome tasks, improving both comfort and productivity.

Class-beating agility.

The tapered front axle carrier, the new shape of the hood and special axle geometry enable a maximum steering angle between 3° and 5° greater than on previous versions. With a hydraulic steering system fed by a gear pump ensuring effortless, smooth and responsive steering action at all times, these tractors are astonishingly nimble even in the most challenging conditions.



Upgraded driver comfort.

More ergonomics and design than ever for the driver zone.

The cabs of the new Frutteto range embody the best solutions imaginable today in terms of comfort, ergonomics, functionality and design.

Making your job more of a pleasure and more profitable.

New SAME Frutteto tractors are available with a cab compatible with wheels with 28" rims and a choice of two platforms mounted on Silent-Blocks, with mudguard heights specifically tailored for use with 24" or 28" wheels. The new SAME Frutteto S is also offered with two platforms: a broader variant for 28" wheels, and a narrower version for wheels with 20" or 24" rims. Conceived specifically for the new SAME Frutteto range, all the cabs offered feature a modern structure with just 4 pillars and a single piece windscreen. The lack of a centre crossbar and additional side pillars ensure 360° visibility, which is particularly useful when working with laterally mounted implements.

These cabs also offer plenty of space and comfort, with a generous overall width around the waistline of the driver and an outstanding air conditioning system. On top of all this, the new FARMotion engine, the use of special soundproofing and anti-vibration panels and the introduction of a number of other technical solutions contribute to the excellent level of comfort in the cab.

The driver area and all the controls are ergonomically laid out on the new SAME Frutteto range, while the controls themselves are colour coded for simple, intuitive usage. The powerful air conditioning system, with numerous directional vents, distributes air evenly throughout the

cab, ensuring a comfortable climate whatever the temperature outside, from sweltering heat to arctic cold.

Maintenance of the two air filters in the cab (also available with active carbon filtration) is extremely simple and requires no special tools.

Numerous measures have also been adopted to reduce the noise level perceived by the driver, such as special glass for the windows and soundproofing materials applied under the hood and on the platform.

The roof and engine hood are tapered and are devoid of sharp corners or edges, allowing the tractor to glide amongst branches and vines without damaging them.

Spacious cab with all the operator controls arranged functionally.

Powerful air conditioning system, with optimal performance under all conditions.



A unique design, like the new SAME Frutteto range.

Another key characteristic of the range is the new design distinguishing the different families within the Frutteto range itself. The front module has been completely revised, not only technically, but also aesthetically, with a completely redesigned style for the cowling and grille. The compact, slim construction, combined with a hood and roof with no sharp edges or corners, ensures safe, effortless passage between even the most narrowly spaced rows without damaging the crop.

This attention to detail also extends to the cab trim, with soundproofing and vibration damping materials used for unparalleled comfort.





Frutteto

		80	90	90.4	100	105	115
Engine		FARMotion	FARMotion	FARMotion	FARMotion	FARMotion	FARMotion
Emissions		Stage 3B (Tier4i)	Stage 3B (Tier4i)	Stage 3B (Tier4i)	Stage 3B (Tier4i)	Stage 3B (Tier4i)	Stage 3B (Tier4i)
Cylinders/Capacity	No./cc	3/2887	3/2887	4/3849	3/2887	4/3849	4/3849
Max. power (ECE R 120)	kW/HP	55.4/75	65/88	65/88	71/96	75/102	83/113
Maximum rear hitch lifting capacity	kg	2800	2800	2800	2800	2800	2800
Front tyres (ETRTO section)		280/70R16 (256)	280/70R16 (256)	280/70R16 (296)	280/70R18 (296)	280/70R18 (296)	280/70R18 (296)
Rear tyres (ETRTO section)		360/70R24 (375)	360/70R24 (375)	380/70R24 (399)	420/70R24 (439)	420/70R24 (439)	420/70R24 (439)
Total width (front-rear)	mm	1536-1514	1536-1514	1578-1588	1612-1618	1612-1618	1612-1618
Height at cab with A/C	mm	2296	2296	2321	2346	2346	2346
Height at cab without A/C	mm	2257	2257	2282	2307	2307	2307
Height at ROPS	mm	2419	2419	2444	2469	2469	2469
Height at hood	mm	1393	1393	1393	1413	1413	1413
Height at instrument cluster	mm	1297	1297	1297	1317	1317	1317
Height at rear mudguards	mm	1240	1240	1265	1290	1290	1290
Height from the centre of the axle to the upper edge of the cab with or without A/C	mm	1707/1746	1707/1746	1707/1746	1707/1746	1707/1746	1707/1746
Ground clearance (front axle)	mm	247	247	247	267	267	267
Ground clearance (auxiliary tank)	mm	270	270	295	320	320	320
Wheelbase	mm	2011	2011	2141	2011	2141	2141
Weight with cab	kg	2995	2995	3125	2995	3125	3125

Dimensions calculated according to ETRTO tyres specifications

Frutteto Classic

		80	80.4	90	90.4	100	105
Engine		FARMotion	FARMotion	FARMotion	FARMotion	FARMotion	FARMotion
Emissions		Stage 3B (Tier4i)	Stage 3B (Tier4i)	Stage 3B (Tier4i)	Stage 3B (Tier4i)	Stage 3B (Tier4i)	Stage 3B (Tier4i)
Cylinders/Capacity	No./cc	3/2887	4/3849	3/2887	4/3849	3/2887	4/3849
Max. power (ECE R 120)	kW/HP	55.4/75	55.4/75	65/88	65/88	71/96	75/102
Maximum rear hitch lifting capacity	kg	2600	2800	2600	2800	2600	2800
Standard rear tyres		360/70R24	380/70R24	380/85R24	380/70R28	380/85R24	420/70R28
Max. length with rear linkage	mm	3829	3942	3829	3942	3829	3942
Width min.-max.	mm	1466-1866	1450-1944	1597-1997	1584-1984	1597-1997	1624-2024
Max. height at ROPS	mm	2419	2444	2469	2624	2469	2649
Ground clearance	mm	247	247	267	282	267	307
Wheelbase	mm	2011	2141	2011	2141	2011	2141
Front track (min.-max.)	mm	1166-1442	1166-1442	1292-1516	1296-1496	1292-1516	1296-1496
Rear track (min./max.)	mm	1091-1491	1051-1545	1189-1589	1185-1585	1189-1589	1185-1585
Max. weight with ROPS	kg	2620	2770	2620	2770	2630	2770

Dimensions calculated according to ETRTO tyres specifications

Frutteto³ classic

		60	70	80.4
Engine		SDF	SDF	SDF
Emissions		Stage 3A (Tier3)	Stage 3A (Tier3)	Stage 3A (Tier3)
Cylinders/Capacity	No./cc	3/3000	3/3000	4/4000
Max. power (ECE R 120)	kW/HP	45.5/62	53/72	58.8/80
Maximum rear hitch lifting capacity	kg	2600	2600	2800
Standard rear tyres		360/70R24	380/70R24	420/70R28
Max. length with rear linkage	mm	3806	3806	3919
Width min.-max.	mm	1466-1866	1450-1944	1624-2024
Max. height at ROPS	mm	2419	2444	2649
Ground clearance	mm	247	247	307
Wheelbase	mm	1990	1990	2120
Front track (min.-max.)	mm	1166-1442	1166-1442	1296-1496
Rear track (min./max.)	mm	1091-1491	1051-1545	1185-1585
Max. weight with ROPS	kg	2500	2500	2650

Dimensions calculated according to ETRTO tyres specifications

Frutteto S e Frutteto S ActiveDrive

		80	90	90.4	100	105	115
Engine		FARMotion	FARMotion	FARMotion	FARMotion	FARMotion	FARMotion
Emissions		Stage 3B (Tier4i)	Stage 3B (Tier4i)	Stage 3B (Tier4i)	Stage 3B (Tier4i)	Stage 3B (Tier4i)	Stage 3B (Tier4i)
Cylinders/Capacity	No./cc	3/2887	3/2887	4/3849	3/2887	4/3849	4/3849
Max. power (ECE R 120)	kW/HP	55.4/75	65/88	65/88	71/96	75/102	83/113
Maximum rear hitch lifting capacity	kg	2600	2600	2600	2600	2600	2600
Front tyres (ETRTO section)		240/70R16 (256)	240/70R16 (256)	260/70R16 (271)	240/70R16 (256)	280/70R16 (296)	280/70R16 (296)
Rear tyres (ETRTO section)		360/70R24 (375)	360/70R24 (375)	380/70R24 (399)	360/70R24 (375)	420/70R24 (439)	420/70R24 (439)
Total width (front-rear)	mm	1366-1367	1366-1367	1381-1391	1366-1367	1460-1461	1460-1461
Height at cab with A/C	mm	2296	2296	2321	2296	2346	2346
Height at cab without A/C	mm	2257	2257	2282	2257	2307	2307
Height at ROPS	mm	2419	2419	2574	2419	2599	2599
Height at hood	mm	1443	1443	1453	1443	1483	1483
Height at steering wheel	mm	1348	1348	1358	1348	1388	1388
Height at rear mudguards	mm	1195	1195	1220	1195	1360	1360
Height from the centre of the axle to the upper edge of the cab with or without A/C	mm	1746/1707	1746/1707	1746/1707	1746/1707	1746/1707	1746/1707
Ground clearance (front axle)	mm	233	233	243	233	273	273
Ground clearance (supplementary tank)	mm	271	271	296	271	321	321
Wheelbase	mm	2050	2050	2180	2050	2180	2180
Weight with cab	kg	3020	3020	3140	3020	3140	3140

Dimensions calculated according to ETRTO tyres specifications


Frutteto V e Frutteto V ActiveDrive

		80	90	90.4	100	105	115
Engine		FARMotion	FARMotion	FARMotion	FARMotion	FARMotion	FARMotion
Emissions		Stage 3B (Tier4i)	Stage 3B (Tier4i)	Stage 3B (Tier4i)	Stage 3B (Tier4i)	Stage 3B (Tier4i)	Stage 3B (Tier4i)
Cylinders/Capacity	No./cc	3/2887	3/2887	4/3849	3/2887	4/3849	4/3849
Max. power (ECE R 120)	kW/HP	55.4/75	65/88	65/88	71/96	75/102	83/113
Maximum rear hitch lifting capacity	kg	2600	2600	2600	2600	2600	2600
Front tyres (ETRTO section)		240/70R16 (256)	240/70R16 (256)	240/70R16 (256)	240/70R16 (256)	240/70R16 (256)	240/70R16 (256)
Rear tyres (ETRTO section)		380/70R20 (399)	380/70R20 (399)	380/70R20 (399)	380/70R20 (399)	380/70R20 (399)	380/70R20 (399)
Total width (front-rear)	mm	1290-1293	1290-1293	1290-1293	1290-1293	1290-1293	1290-1293
Height at cab with A/C	mm	2271	2271	2271	2271	2271	2271
Height at cab without A/C	mm	2232	2232	2232	2232	2232	2232
Height at ROPS	mm	2394	2394	2394	2394	2394	2394
Height at hood	mm	1473	1473	1473	1473	1473	1473
Height at steering wheel	mm	1348	1348	1348	1348	1348	1348
Height at rear mudguards	mm	1170	1170	1170	1170	1170	1170
Height from the centre of the axle to the upper edge of the cab with or without A/C	mm	1746/1707	1746/1707	1746/1707	1746/1707	1746/1707	1746/1707
Ground clearance (front axle)	mm	233	233	233	233	233	233
Ground clearance (supplementary tank)	mm	246	246	246	246	246	246
Wheelbase	mm	2050	2050	2180	2050	2180	2180
Total unladen weight (cab)	kg	2950	2950	3070	2950	3070	3070

Dimensions calculated according to ETRTO tyres specifications

Area dealer

To find out more, visit [same-tractors.com](https://www.same-tractors.com)
or talk to you dealer.

SAME is a brand of  SDF

