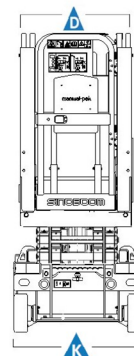
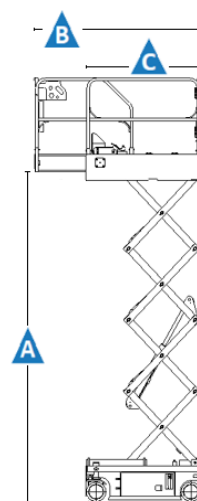
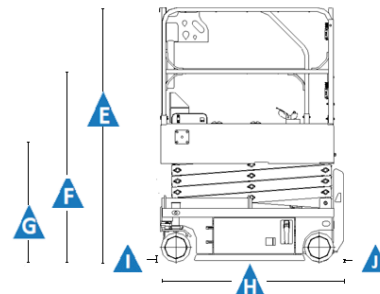


**QLINE/ Specification**

		<b>GN-1330 E</b> (GTJZ0407 SE)
	Working height*	5,80 m
A	Platform height	3,80 m
	Platform dimension (length x width)	
C D	- platform retracted	1,34 m x 70 cm
B D	- platform extended	1,94 m x 70 cm
E	Height - stowed	1,97 m
F	Height- rails folded (Available from 08.2019)	1,68 m
G	Height – transport position (minimum height)	1,14 m
H	Length - stowed	1,42 m
K	Width	0,785 m
I / J	Ground clearance (center/with pothole guards deployed)	6,5/2 cm
<b>Productivity</b>		
	Max platform occupancy (Indoor/outdoor)	2/0 Indoor only
	Lift capacity	240 kg
	Drive speed - stowed	3,2 km/h
	Drive speed - raised	0,5 km/h
	Gradeability**	25%
	Turning radius - inside	0,4 m
	Turning radius - outside	1,35 m
	Raised / lower speed	30-33/25-30 sec
	Controls	proportional
	Tyres – solid non-marking	23 cm x 8 cm
<b>Power</b>		
	Power source	24V DC (2 AGM maintenance free batteries) 12V 110 Ah
	Hydraulic system capacity	5 L
<b>Sound and Vibration levels</b>		
	Sound pressure level - ground	<70 dBA
	Sound Pressure level - platform	<70 dBA
	Vibration	<2,5 m/s <sup>2</sup>
<b>Weight***</b>		
		880 kg
<b>CE – Standard Compliance</b>		EC Directives: 2006/42/EC – machinery EN280:2013); Directives 2004/108/EC (EMC); Directives 2006/95/EC (LVD)



\* the metric equivalent of working height adds 2m to platform height.

\*\* gradeability applies on driving on slopes. See operator's manual for details regarding slope ratings

\*\*\* weight will vary depending on options and/or country standards



**LINE// Features**

**Standard Features**

**GN-1330 E (GTJZ0407 SE) INDOOR-ONLY**

- 5,8 m – Working height
- 240 kg – Lift capacity

**Equipment**

- Electrostatic powder coating system
- Unical platform stability, construction is much more solid, platform extension smoothly operated
- Solid floor made of anti-slippery, riffled metal sheets
- Durable steel protection railings with openable gate
- Riffled-surface steps
- 1 working light mounted at the end of platform extantion deck (LED spotlight)
- Handles for crane lifting
- Electric Drive motors protection
- Hydraulic hoses protection
- Machine prepared for either side or back forklift loading
- Side protection pads on the chassis and components swing-out trays
- Stable and solid swing-out electric and hydraulic components trays – key lockers
- Onboard electronic system DELTA 5, USA, possible calibration without PC
- Platform control joystick with battery charge indicator
- Fully proportional joystick for left or right handed users
- Emergency stop at both platform and ground controls
- Battery charging access point on the side of the machine
- 230 V electric line to platform with circuit breaker protection
- Manual platform lowering valve
- Electronic horn
- Tilt level sensor with audible alarm
- Hour meter
- Certified load sensor
- Flashing LED beacons

**Power**

- Universal 25 AMP smart charger
- 24V DC (2 AGM maitenace free) 12V 110 Ah

**Drive**

- Electric dual DC back wheel motors

**Tyres**

- Solid, non-marking

**Additional Options**

- Airline to platform
- Biodegradable hydraulic oil
- Individual painting colors selection on demand
- Parktronic System (parking sensors set).
- GPS with acces device
- EX explosion proof by ATEX

