

1410-K



- power to lift





LOADING GROUP HC1/HD4/B3		1410-K1	1410-K2	1410-K3	1410-K4	1410-K5	1410-K6
Type		K-RC					
TECHNICAL DATA							
Load moment	tm	13.5	13.0	12.6	12.2	11.8	11.5
Hydraulic reach	m	6.2	8.3	10.4	12.7	14.9	17.2
Slewing torque	kgm	1794					
Slewing angle	°	400					
Working pressure	bar	330					
Weight excl. stabilizer legs	kg	1310	1450	1590	1725	1845	1940
Weight of stabilizer legs, standard	kg	200					
Pump performance	l/min	45-70					
Oil tank capacity, separate tank	l	90					
Power consumption	kW	25-38					
GEOMETRY							
Height above mounting surface	mm	2245					
Width, folded	mm	2500					
Length of crane, no extra valves	mm	825					
Length with 2 extra valves in internal hose reel	m	825					
Single Power Plus link arm system		Basic					
Over-bending on crane	°	15					
Hook height 1 m from column	m	2.8	2.7	2.6	2.5	2.4	2.4
CONTROL MODE							
Radio remote control of crane		Basic					
Manual operation of stabilizer functions		Basic					
Remote control box with HMF InfoCentre		Option					
Remote control box, linear control levers (L) or joysticks (J)		L / J					
Stand-up controls with bracket for radio remote control box		Option					
Top seat on column with bracket for remote control box		Option					
CONTROLS							
RCL 5300 Safety System		Basic					
Control valve type (RC) for crane operation		Basic					
Control valve type (-h) for operation of stabilizer legs and beams		Basic					
HDL speed adaptation system		Basic					
OPTIONS: HYDRAULIC EQUIPMENT							
Oil cooler		Option					
High-pressure filter		Option					
Hydraulically extensible stabilizer beam		Option					
Multi-coupling for extra valves in hose guides		Option					
Extra valves in hose guides		Option					
Extra valves in hose reels internally in the jib extensions		Option					
2 or 4 available functions for operating the separate traverse		Option					
1500 kg hydraulic hoist on the crane		Option					
90 l oil tank mounted on the crane		Option					
OTHER EQUIPMENT							
Number of manual extensions		-	3	3	3	2	1
Fixed or variable flow pump		Option					
Work light on crane		Option					
Stabilizer leg, 30°/60° manual swing-up, type R, 0.8-1.3 m		Option					
Manual swing-up stabilizer leg with gas spring		Option					
Biodegradable oil		Option					
Footplate extended 100 mm or 200 mm		Option					




HMF InfoCentre

The HMF InfoCentre continuously informs the operator about the current load moment and condition of the crane.



Single Link Arm System

The HMF single Power Plus link arm system has an excellent lifting capacity at long reach and works particularly fast when loading and unloading with grab.



Oil regeneration system

A particular hydraulic valve on the hydraulic extensions of the crane optimises the speed of the extension system.



Hoist

A hydraulic hoist provides efficiency for solving of lifting tasks in high positions - also via the Fly-Jib.



HMF Radio Remote Control type RC

(Remote Control)

HMF radio remote control provides the operator with all advantages and possibilities for remote control of the crane functions and important safety functions. The crane operator can move in the entire working area and can at any time position himself optimally and safely in relation to the lifting task.

The crane is equipped with the HDL system which automatically adapts the crane speed to the working situation when it is exposed to a lot of stress.



EVS - active Securing of Stability

HMF's patent pending stability safety system, EVS, is continuously taking into account the current load on the vehicle so that crane and truck are in perfect balance. As the system includes the load on the truck body as a part of the tare weight of the vehicle, it means that you actually obtain a considerably larger working area with a load on the truck body - thanks to EVS.



Immaculate Finish - Year after Year

HMF does not compromise on the surface treatment. This is made possible thanks to HMF's ZetaCoat pre-treatment followed by EQC powder coating, ensuring that corrosion never takes over. We guarantee that you obtain the best imaginable paint quality - a quality that never fades and that can withstand damage.



Stand-up controls with Radio Remote Control

With stand-up controls and radio remote controls the crane operator has an increased overview of the crane movements. The remote control is placed in a bracket on the stand-up platform where it is fixed whilst operating the crane. The crane operator is protected by the HSL or HSL-E safety system which prevents the crane from hitting the operator on the stand-up platform.

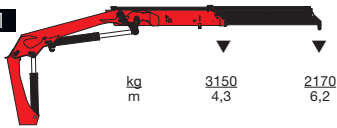


- power to lift



HMF 1410K-RC

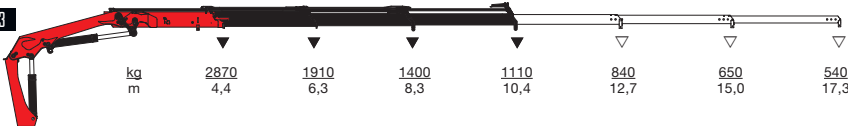
HMF 1410-K1



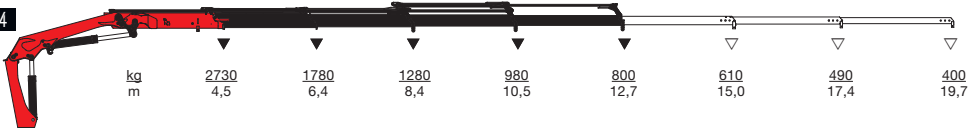
HMF 1410-K2



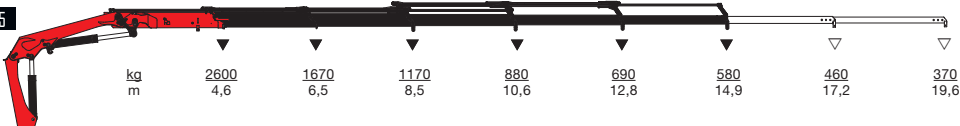
HMF 1410-K3



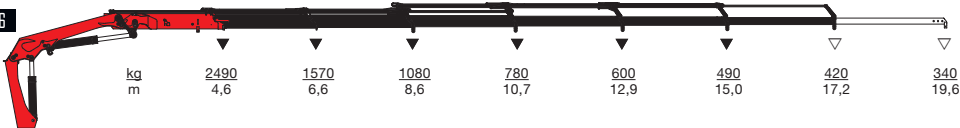
HMF 1410-K4



HMF 1410-K5



HMF 1410-K6



▼ Lifting capacity without manual extensions
 ▽ Lifting capacity with manual extensions



- power to lift
HMF Group A/S

Oddervej 200 · DK-8270 Højbjerg
 Tel.: +45 8627 0800 · Fax: +45 8627 0744 · info@hmf.dk

www.hmf.dk

Z008885-01

We reserve the right to introduce improvements and modifications