

Masted
trucks

MC 40/50 T
POWERSHIFT

Specialists in yard handling

- 4000 kg and 5000 kg capacity
- Lifting height from 3 m to 6 m
- 2-wheel drive
- Motorization Turbo Euro III



MC 40/50 T: specialists in yard handling...

The MC 4 and 5 tonne trucks from the MANITOU range enable you to handle heavy, long or bulky loads outside, on slippery or uneven ground.

• Fast and flexible working

The new Powershift gearbox with an EGS electronic gear selector optimizes cycle times.

Gear change is progressive and carried out under torque for fast operation.

The EGS system ensures a smooth drive by automatically adjusting engine speed in accordance with the selected gear.

For yard handling, the operator has a slow approach pedal and a differential lock with electro-hydraulic control.



• Guaranteed stability

High ground clearance, large diameter front wheels and excellent speed enable the operator to load on uneven ground and to clear obstacles, such as rails, steep slopes and pot-holes, in complete safety.

The MC 40/50 T are fitted with a Steerable axle, which gives an exceptional turning circle allowing the truck to thread its way through storage aisles.

In addition, the MC stand out for their ability to handle bulk goods, due to their exceptional tractive force.





• A safe working environment

All safety requirements have been incorporated to provide a pleasant working environment for the operator. Safe access to the driver's cab is ensured by a wide, non-slip middle step located on each side.

As the doors lock from the outside, the operator can drive with the doors open in fine weather.

The cab insulates the operator from vibrations and noise.

The environment noise level is reduced for further comfort.



- **A comfortable and ergonomically-designed cab**








All are designed to be spacious and comfortable. The operator has an enclosed cab with heating and tinted windows as standard. The cab is fitted out to ensure a comfortable driving position, with a fabric-covered seat, a steering column that can be adjusted to suit the driver, a practical dashboard, and control levers close to the seat. In addition, the total visibility range of masts have widely spaced profiles, providing optimal forward vision of the forks and through the mast.



Masts MC 40/50 T Powershift

MASTS		TRUCK TYPE	LIFTING HEIGHT ON FORKS (mm)	OVERALL HEIGHT MAST LOWERED (mm)	FREE LIFT (mm)	OVERALL HEIGHT MAST EXTENDED (mm)	HEIGHT AT MAX. CAPACITY (mm)		CAPACITY AT MAX. HEIGHT (kg)		MAST TILTING ANGLE FRONT/REAR
							With sideshift carriage	Without sideshift carriage	With sideshift carriage	Without sideshift carriage	
DUPLEX TOTAL VISIBILITY	3.00 m	MC 40 T Powershift MC 50 T Powershift	3050 3060	2505	-	4050	3000 3000		3600 4700	4000 5000	15°/15°
	3.30 m	MC 40 T Powershift MC 50 T Powershift	3350 3360	2655	-	4350	3300 3300		3600 4700	4000 5000	15°/15°
	3.50 m	MC 40 T Powershift MC 50 T Powershift	3550 3560	2755	-	4550	3500 3500		3600 4700	4000 5000	15°/15°
	3.70 m	MC 40 T Powershift MC 50 T Powershift	3750 3760	2855	-	4750	3700 3700		3600 4700	4000 5000	15°/15°
	4.00 m	MC 40 T Powershift MC 50 T Powershift	4050 4060	3005	-	5050	4000 4000		3600 4700	4000 5000	15°/15°
	4.50 m	MC 40 T Powershift MC 50 T Powershift	4550 4560	3250	-	5550	4500 4000		3600 4050	4000 4500	15°/15°
	5.00 m	MC 40 T Powershift MC 50 T Powershift	5050 5060	3505	-	6050	4000 4000		3400 3600	3800 4000	15°/15°
DUPLEX FREE LIFT	3.00 m	MC 40 T Powershift MC 50 T Powershift	3050 3060	2530	1518 1528	4062	3000 3000		3600 4700	4000 5000	15°/15°
	3.30 m	MC 40 T Powershift MC 50 T Powershift	3350 3360	2680	1668 1678	4362	3300 3300		3600 4700	4000 5000	15°/15°
	3.50 m	MC 40 T Powershift MC 50 T Powershift	3550 3560	2780	1768 1778	4562	3500 3500		3600 4700	4000 5000	15°/15°
	3.70 m	MC 40 T Powershift MC 50 T Powershift	3750 3760	2880	1868 1878	4762	3700 3700		3600 4700	4000 5000	15°/15°
	4.00 m	MC 40 T Powershift MC 50 T Powershift	4050 4060	3030	2018 2028	5062	4000 4000		3600 4700	4000 5000	15°/15°
TRIPLEX FREE LIFT	3.70 m	MC 40 T Powershift MC 50 T Powershift	3750 3760	2255	1255 1265	4750	3700 3700		3600 4500	4000 5000	15°/15°
	4.00 m	MC 40 T Powershift MC 50 T Powershift	4050 4060	2355	1355 1365	5050	4000 4000		3600 4500	4000 5000	15°/15°
	4.50 m	MC 40 T Powershift MC 50 T Powershift	4550 4560	2530	1530 1540	5550	4000 4000		3600 3600	4000 4000	15°/15°
	4.70 m	MC 40 T Powershift MC 50 T Powershift	4750 4760	2590	1590 1600	5750	4000 4000		3400 3350	3800 3700	15°/15°
	5.00 m	MC 40 T Powershift MC 50 T Powershift	5050 5060	2705	1705 1715	6050	4000 4000		3300 2950	3700 3300	10°/15°
	5.50 m	MC 40 T Powershift MC 50 T Powershift	5550 5560	2855	1855 1865	6550	4000 4000		2880 2150	3200 2400	10°/15°
	6.00 m	MC 40 T Powershift MC 50 T Powershift	6050 6060	3030	2030 2040	7050	4000 4000		2350 1800	2600 2000	10°/15°

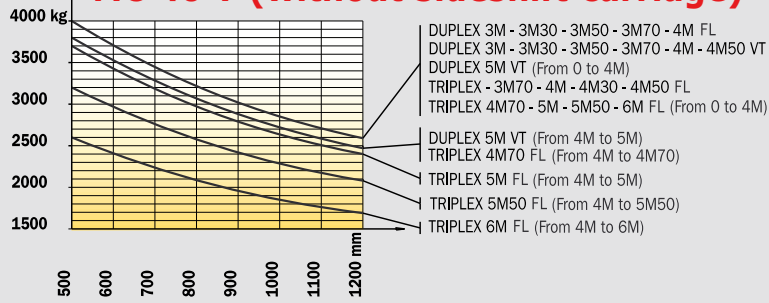
Tyres MC 40/50 T Powershift

Standard		Option		
Front	Rear	Front	Rear	Rear
Mixed tyres	Industrial tyres	Mixed tyres	Industrial tyres	Industrial tyres
18-19,5 18 PR A224	10 R 17.5 134/132 M G291	18 R 19.5 XF Tubeless (445/65R 19.5)	10 R 17.5 LSR Tubeless 134/132 L	10 R 17.5 LDR Tubeless 134/132 L
Tyre width (mm)				
460	250	450	290	262
Overall width (mm)				
2060	1890	2050	1800	1902
				

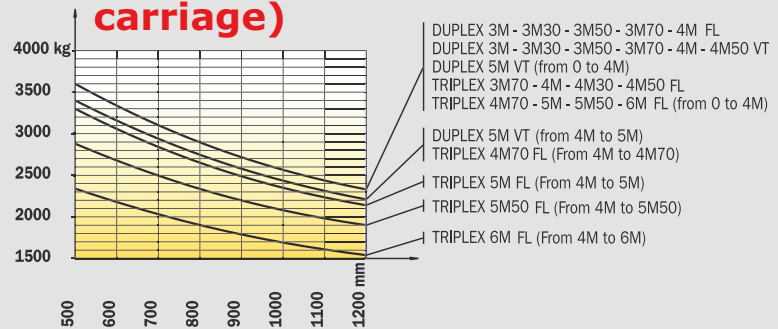
Load charts MC 40/MC 50 T Powershift

(in accordance with standard EN 1726 – 1 Appendix H)


MC 40 T (without sideshift carriage)




MC 40 T (with sideshift carriage)



MC 50 T (without sideshift carriage)



MC 50 T (with sideshift carriage)



MC 40/50 T Powershift Euro III



Load capacity

MC 40 T Powershift.....4000 kg
500 mm from fork centres
MC 50 T Powershift.....5000 kg
600 mm from fork centres



Lifting height3.70 m

Speed unladen/laden (m/s)

Lifting

MC 40 T Powershift0.5/0.5

MC 50 T Powershift0.4/0.4

Lowering

MC 40 T Powershift0.4/0.5

MC 50 T Powershift0.4/0.5



Tyres

Front.....18-19,5 18 PR A224

Rear.....10 R 17.5 G 291



Forks (mm)

Length.....1200

Width x thickness

MC 40 T Powershift.....150x50

MC 50 T Powershift150x60



Oil-immersed multidisc hydraulic brakes



PERKINS engine EURO III (Tier 3/Stage III A)

Type1104 D 44 T

Capacity4 cyl. - 4400 cm³

Rated speed2200 rpm

Power (ISO/TR 14396).....70 Kw (95 cv)

Max. torque.....392 Nm to 1400 tr/mn

Direct injection

Water cooling

Travelling up a slope when unloads/when loaded

MC 40 T43%/65%

MC 50 T28%/59%

Sound level at the Driving position.....76 dB
(following EN 12053)



TransmissionPowershift

Reverse shiftelectro-hydraulic

4 speeds forward and 3 reverse

Max. travel speed.....24 km/h

Differential lock with electro-hydraulic control



Hydraulics

Main gear pump

Pressure/flow210 bar/85 l./mn

Flow divider with priority to steering

Pressure/flow145 bar/85 l./mn



Capacities

Cooling system14.5 l

Engine oil8.5 l

Hydraulic oil.....80 l

Transmission oil12.5 l

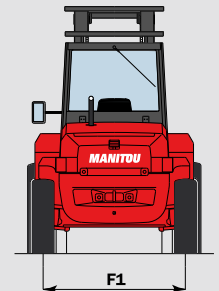
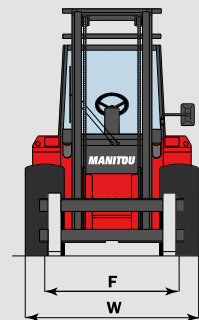
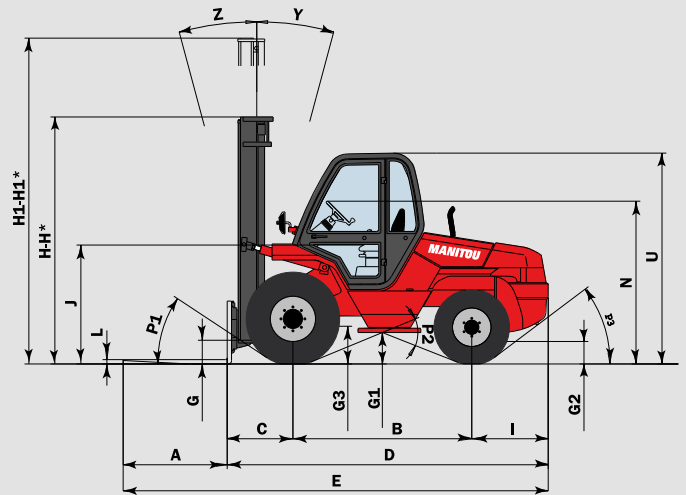
Fuel85 l



Weight (with forks)

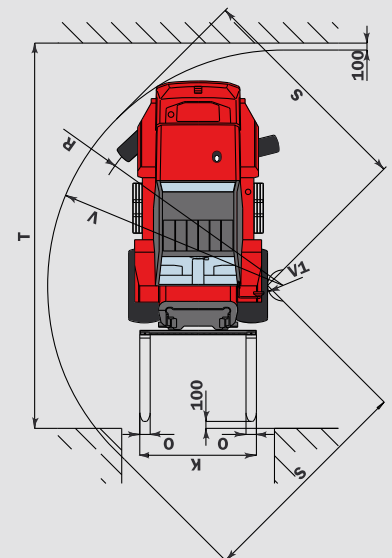
MC 40 T Powershift.....7555 kg

MC 50 T Powershift.....7825 kg



	MC 40 T Powershift	MC 50 T Powershift
A	1200	1200
B	2063	2063
C	762	772
D	3745	3755
E	4945	4955
F	1600	1600
F1	1640	1640
G	265	265
G1	365	365
G2	290	290
G3	360	360
H	2855	2855
H1	4750	4750
H*	2455	2455
H1*	5350	5350
I	920	920
J	1380	1380
K	1670	1670
L	50	60
N	1840 to 1900	
O	150	150
P1	33.5°	33.5°
P2	44°	44°
P3	37°	37°
R	2970	2970
S	3255	3255
T	5560	5570
U	2420	2420
V	3395	3395
V1	200	200
W	2060	2060
Y	15°	15°
Z	15°	15°

in mm
H*-H1* : option



Standard equipment


- Closed cab with tinted windows
- Fabric-covered seat
- Adjustable steering column
- Heating
- Front and rear wipers and washers
- Exterior left-hand rear-view mirror
- Front and rear driving lights
- Hydraulic differential lock
- ...

Options

- Driver protector
- Rotating beacon
- Reverse alarm
- Working light
- Wide carriages
- Various attachments such as buckets, sideshift carriage, grabs, etc.

Manitou, material handling world leader

Inventor of the rough terrain forklift truck, Manitou offers today the most comprehensive range to meet all specific handling and personal lifting requirements :




MANISCOPIC
Telescopic
trucks



MANITOU
Rough terrain
and semi industrial
masted trucks



MANIACCESS
Access
equipment



MANITRANSIT
Truck mounted
forklifts



MANIHOE
Backhoe/Loader
with telescopic
boom



MANILEC
Electric pallet trucks
and electric stackers

A network of skilled professionals at your service !

With a network of 600 service and parts centres in more than 120 countries, Manitou provides an efficient after-sales support based on the expertise of thousands of factory trained technicians.



The equipment supplied with each model may differ from that described in this leaflet.
For more details, contact your MANITOU dealer.