

YOUR PARTNER TO RELY ON WHEN YOU NEED A MULTIPURPOSE TRACTOR.

THE **STEYR MULTI** SERIES FROM 99 TO 117 HP.



STEYR
TRAKTOREN

Your partner to rely on.



YOUR PARTNER TO RELY ON WHEN YOU ARE INTO AUSTRIAN QUALITY.

CONTENTS

- 4-5 THE MULTI SERIES**
- 6-11 CAB AND CONTROLS**
- 12-15 ENGINE**
- 16-17 TRANSMISSION AND PTO SHAFT**
- 18-21 HYDRAULICS**
- 22-23 FRONT-MOUNTED HOIST**
- 24-25 FRONT LOADER**
- 26-27 DRIVE**
- 28-29 S-TECH**
- 30-32 MAINTENANCE**
- 33-35 TECHNICAL DATA**



THE MULTITALENTED AUSTRIAN.

The new STEYR Multi is the most innovative tractor in its class. It delivers everything that farmers expect from a universal tractor. Developed together with 700 farmers and manufactured in the Austrian town of St. Valentin, it embodies true multifunctional capabilities and an outstanding level of comfort.

The new Multi has automatic 32 x 32 transmission, 4-stage powershift transmission with Powershuttle, front axle suspension and the revolutionary Multicontroller armrest for remarkably easy operation. The spacious and quiet cab delivers additional benefits in terms of driver comfort and convenience. Other highlights include the economical and environmentally friendly ECOTECH engines with power ratings of up to 117 hp.

Thanks to the optimised gear ratios and a low centre of gravity, the Multi really delivers in the fields, for forestry applications and in the animal sheds. The tractor ensures seamless working in shuttle mode, constant speeds in field work and is also ideally suited for front loaders when controlling becomes child's play thanks to the joystick.

Easy to maintain and exceptionally versatile, the Multi is the first choice for all those wishing to enjoy the extraordinary STEYR quality in a compact size.



MULTI: ITS NAME SAYS IT ALL.



Simple control with the Multicontroller armrest.



Low noise emission level (72 dB(A)) to take the stress out of working, and for using the telephone.




Air conditioning unit and heating with improved ventilation system.



ECOTRONIC – perfect matching of engine, transmission and operation.




ECOTECH for more power and less diesel consumption.



The very latest 4-cylinder Common Rail Turbodiesel Intercooler engines with 99 to 117 hp.




Reliable automated 32 x 32 transmission with 4-stage powershift transmission and Powershuttle.



Power Clutch for electronic clutch operation.



Eco mode – 40 kph at a fuel-efficient 1,730 rpm.



Automatic all-wheel drive and differential lock shift action



4-stage PTO speeds with Power mode or fuel-efficient Eco mode.



Electronic hitch control (EHR) for precise adjustment of implements.




CCLS hydraulics with 80 l/min displacement, optional 100 l/min.



Electronic front hitch control (EFH) with implement strain relief for safe mowing on steep slopes.



STEYR SF front loader swinging link is available ex-factory.



Upgraded front axle suspension for improved traction and greater comfort.



Turning radius of just 4.30 metres, with a steering lock of 55 degrees.



S-TECH precision agricultural technology with ISOBUS II and Section Control.



**YOUR PARTNER TO RELY ON
TO MULTIPLY
YOUR COMFORT.**



MAKE IT EASY ON YOURSELF.

The Multi's new front axle suspension makes even long stretches of work a genuine pleasure. It ensures outstanding driver comfort and increases traction on soil cultivation work. The left and right side access cab with its Multicontroller armrest offers maximum comfort and safety in all situations.



GREAT VIEW. Thanks to its intelligent design, the Multi cab offers perfect all-round vision. The all-round windscreen is only interrupted by slim-line pillars. Enjoy a virtual 360° field of vision. The roof window also offers an excellent view overhead. From your vantage point in the Multi cab, you can keep an eye on every attachment and every working strip in the field as well as the implement on the integrated front loader. Up to 10 work lights, together with the main headlights, ensure safe work in twilight and at night. An optional eight LED lights are available for the front and rear roof area.

COMFORTABLE SEATS. Keep your concentration levels up even during long working days with the ergonomically designed driver's seat, comfortable passenger seat and the optional cab suspension.

GREAT WORKING ENVIRONMENT. The ventilation system for heating and air conditioning ensures the Multi-comfort cab constantly manages your environment to match your individual comfort requirements. The optimised soundproofing reduces both noise and dust exposure to a minimum.

1 Up to 10 work lights, LED option available, ensure perfect lighting

2 Front axle suspension for greater comfort (3 settings: soft - normal - hard)



MULTI-CAB:

- Comfortable driver and passenger seat
- Wide doors make getting in and out easy
- Electrically adjustable mirror option
- Roof viewing window with sun blind for optimised front loader operation
- 200 degree view thanks to the new windscreen wiper
- Cab suspension
- Integrated LED headlight system
- Air conditioning unit and heating with improved ventilation system.
- Engine noise level of only 72 dB(A)
- Armrest can be tilted back to facilitate leaving the vehicle from the right-hand side



THE MULTICONTROLLER ARMREST: EVERYTHING IN SIGHT, EVERYTHING UNDER CONTROL.

The new Multicontroller, integrated in the armrest, was developed together with our customers. It offers easy control of tractor functions all with just one

hand. So you have got everything under control and can stay fully focused on your work.

- 1 Powershuttle for direction changes
- 2 Speed memory (2 speeds)
- 3 High-speed excavation/rear hoist
- 4 Power Clutch – Electronics clutch for gear changes
- 5 Powershift manual gear change
- 6 Automatic shifting (road, field, manual), shifting powershift ratios can be configured (e.g. only 2nd and 4th powershift ratios should be shifted)
- 7 Operating 2 electronic control units and optional EFH
- 8 Rear shift button for manual gear changes




THE RIGHT SETTING: ECOTRONIC.



The ECOTRONIC offers double manual throttle for the first time on a tractor with power shift transmission. The left lever is the manual throttle and the right is the transmission control. When the auto mode is selected, vehicle features can be adjusted to the task in hand. The transmission shift points can easily be varied between Eco and Power modes. Whereas Eco mode shifts at low speeds, to keep the engine in a diesel-saving speed range, the shifting in Power mode is performed at higher speeds, in order to provide sufficient power for working with large power requirements. By optimising the switching time points, consumption is reduced by up to 11%.

ECOTRONIC AT A GLANCE:

- Correct switching makes all the difference. ECOTRONIC takes care of this for the driver.
- Individual switch point setting between 1000 and 2000 rpm with the double manual throttle.
- Easy and clear operation minimises stress, operator error and fuel consumption.



POWER MODE. The power mode provides support when work gets tough. The Automatik first shifts up into the next highest gear at max. 2100 rpm and switches down into the next lowest at 1200 rpm so you always have the maximum power at the ready.



MEDIUM MODE. The Medium mode is as flexible as the demands you make on the tractor. The shift points can be adapted between Power and Eco modes to suit whatever the job in hand might be, at any given time.



ECO MODE The Eco mode offers the highest savings potential. For work only needing low power, the Automatik shifts up into the next highest gear at 1800 rpm and down into the next lowest at 800 rpm.



ECOTRONIC
ENGINE. TRANSMISSION. OPERATING CONCEPT.

**YOUR PARTNER TO RELY ON
WHEN YOU WANT TO WORK
MORE EFFICIENTLY.**





BEST TECHNOLOGY:

- Maximum power at low engine speed
- Lowest fuel consumption
- Minimal noise emissions
- Efficient and comfortable transmission
- Speed memory for 2 speeds
- Low idle speed of 700 rpm
- 600 operating hours oil change interval
- Optional pre-heating package makes cold starting easy



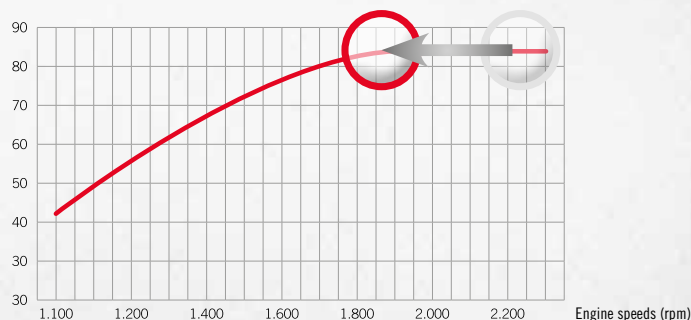
MAXIMUM PERFORMANCE, MINIMUM CONSUMPTION.



LESS IS MORE. The new FPT F5C 4-cylinder common-rail engine with Hi-eSCR exhaust gas treatment and AdBlue not only delivers its power at nominal speed, but starts doing so right from the fuel-saving level of 1900 rpm. This means diesel consumption and emissions are particularly low.

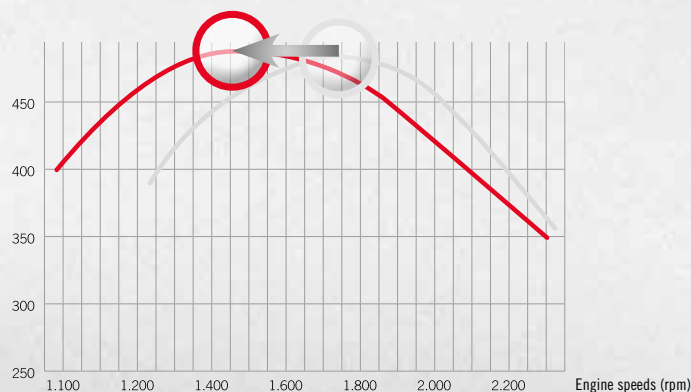
BECAUSE POWER IS NOT THE BE ALL AND END ALL. No one drives constantly at maximum engine speed. Therefore, here at STEYR, we have spent a lot of time adjusting engine torque delivery to actual operating conditions. The result is clear to see: there is already a maximum of 491 Nm at a fuel-saving 1500 rpm, making ECOTRONIC from STEYR genuinely ECO.

POWER [KW]



FULL POWER RIGHT FROM 1900 RPM. Lower speed = lower fuel consumption. The new ECOTRONIC concept employs this principle. Thanks to a sustained development effort, full engine power can now be delivered from speeds as low as 1900 rpm, saving diesel at the same time.

TORQUE [NM]



MAX. TORQUE AT 1500 RPM. Even at low engine speeds, the new STEYR tractors do not run out of steam thanks to ECOTRONIC. Through optimisation of the torque characteristics curve to an economical 1500 rpm, the new FPT engines deliver their maximum torque precisely where it is needed the most.

NEW, AUTOMATED TRANSMISSION.

Thanks to the new automated 4-stage powershift transmission with Power Clutch and 32 x 32 gears, 40 kph at 1,730 rpm is a reality. 13 gears in the main working area ensure greater efficiency and versatility. Both the gear change time and shuttle performance levels can be programmed. Operation is simple and user-friendly on the Multicontroller armrest.

THE RIGHT RATIO EVERY TIME. Automated shifting with 32 gears on four powershift ratios ensures the right gear selection for all work situations.

AUTOMATIC SWITCHING. The Multi-models are extremely user-friendly thanks to Power Clutch (electronic clutch) and Auto mode. If required, the transmission switches within the powershift ratios automatically and therefore ensures even greater comfort.

THE PERFECT SHAFT. The four PTO modes (540, 1000, 540 ECO and 1000 ECO) were designed specifically for the engine characteristics. PTO shaft speeds of 540 and 1000 rpm were set up at engine speeds of between 1800 and 1900 rpm to be able to provide maximum engine output. The Eco speeds delivering maximum torque are situated in a more fuel-efficient range between 1500 and 1600 rpm.

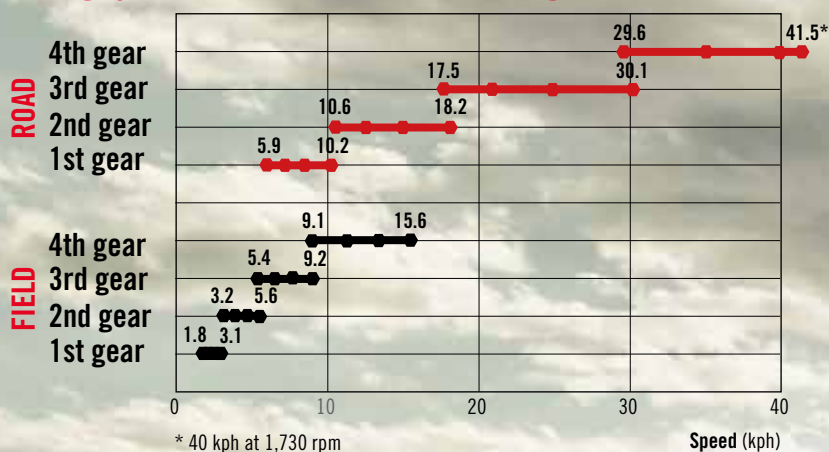
ALWAYS AT FULL THROTTLE EVEN WHEN IN STATIONARY MODE. The brand new PTO gives the option in stationary mode of 16 PTO speeds, left and right rotation.

FIELD AUTOMATIK				TRANSPORT AUTOMATIK			
AUTOMATED	4	4	AUTOMATED	4	4		
		3			3		
		2			2		
		1			1		
GEAR CHANGE				GEAR CHANGE			
AUTOMATED	3	4		3	4		
		3			3		
		2			2		
		1			1		
GEAR CHANGE				GEAR CHANGE			
AUTOMATED	2	4		2	4		
		3			3		
		2			2		
		1			1		
GEAR CHANGE				GEAR CHANGE			
AUTOMATED	1	4		1	4		
		3			3		
		2			2		
		1			1		

MULTI-FUNCTIONAL POWER DISTRIBUTION:

- 40 kph Eco at 1730 rpm: 11% less fuel consumption
- 13 gears in the main working area, between 4.5 and 12 kph, extensive overlapping: higher power in fieldwork, enhanced workplace comfort
- Automatic control of powershift ratios for higher comfort and optimum adjustment to operating conditions
- Power Clutch enables gear changing without using the clutch pedal
- 4-stage PTO with 540/540E/1.000/1.000E had an engine speed of either 1900 (Power mode) or a fuel-saving 1500 (Eco mode) rpm
- Engine speed adapted to PTO speed means lower fuel consumption, less noise and reduced vibration

4-stage power shift transmission with 32 x 32 gears





**YOUR PARTNER TO RELY ON
WHEN YOU NEED
TO FIGHT THE GOOD FIGHT.**



THE MULTI FLEXES ITS MUSCLES.

The rear hoist and hydraulics on the new Multi do great things. The rear hoist features Electronic Hoist Control (EHR) and lifting capacity of up to 5600 kg. An axial piston hydraulic pump (CCLS) with a displacement of 80 l/min for up to 5 mechanical control units or one axial piston hydraulic pump (CCLS) with a displacement of 100 l/min are available. Depending on requirements, the new Multi can also be fitted with two additional control units for front loader attachments. With two control units, the flow rate can be set individually from the cab. The external button on the mudguard means all lifting and lowering procedures can be controlled from outside.

SIMPLE OPERATION. All electronic control units feature a time and volume control, including a floating position. The joystick integrated in the armrest allows easy operation of electronic control units.

EVEN GREATER COMFORT AND SAFETY. The electronic hitch control (EHR) enables precise attachment control. The dynamic vibration cancellation system 'Ride Control' neutralises the vibrations from heavy attachments. In conjunction with the automatic lower link stabilisers, it ensures maximum safety in headland turns or during transport.

RAPIDLY READY FOR OPERATION. External buttons for rear hoist, rear PTO and an electronic control unit enable simple operation from outside.





MULTI HYDRAULICS:

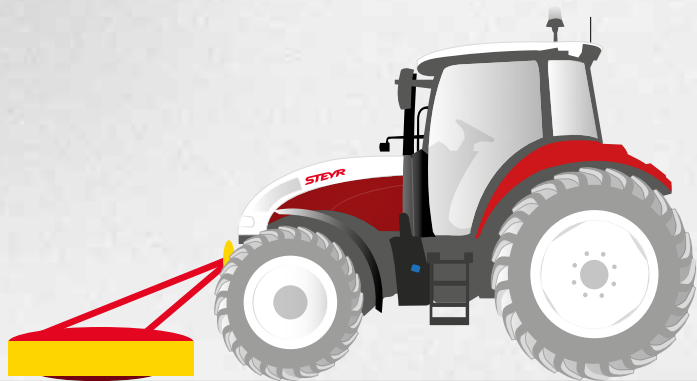
- Select from: Axial piston hydraulic pump (CCLS) with 80 l/min displacement and up to 5 mechanical control units all axial piston hydraulic pump (CCLS) with up to 100 l/min displacement and 2 mechanical and up to 4 electronic control units
- High maximum lift capacity of 5600 kg
- Precise electronic hitch control with EHR
- 'Ride Control' dynamic vibration damping.
- Optional front hitch with electronic control (EFH) ex-factory with lifting capacity of up to 1985 kg

MULTI FRONT HITCH:

- Fully integrated front hitch and front PTO
- Electronic front hitch (EFH) with control of application pressure for safe mowing on steep slopes, and a better mowing result

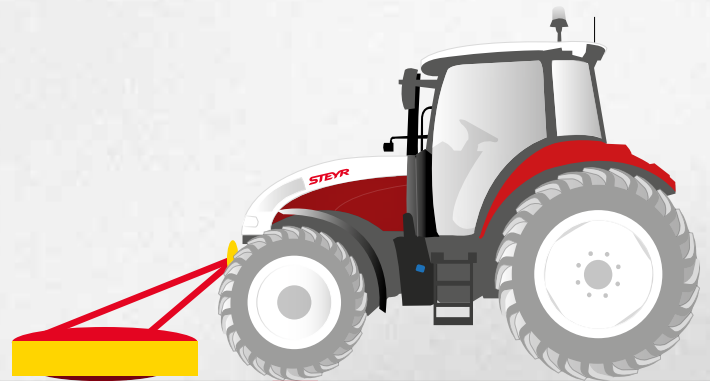


STANDARD FRONT-MOUNTED HOIST. The entire weight of the front mower is supported on its sliding plates. The high pressure on the ground reduces the quality of grass and silage and is very rough on the terrain itself.



100% of the weight
of the front-mounted implement

EFH ELECTRONIC FRONT-MOUNTED HOIST. The load sensor on the EFH control valve detects the ground pressure exerted by the front-mounted attachment and allows the operator to adjust the ground pressure from the cab. Lower ground pressure exerted by the mower means better mowing results and helps conserve the soil. The adjustable load on the front axle makes it easier to steer the tractor and increases safety on gradients and slopes.



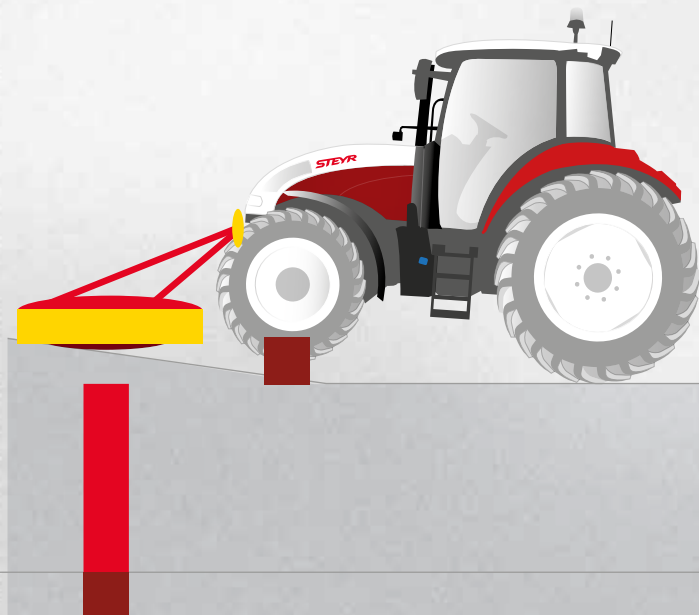
FULL LIFT AHEAD.

With the electronic front-mounted hoist (EFH) you have the optimum system with electronic front-implement load relief. The ground pressure is kept consistently

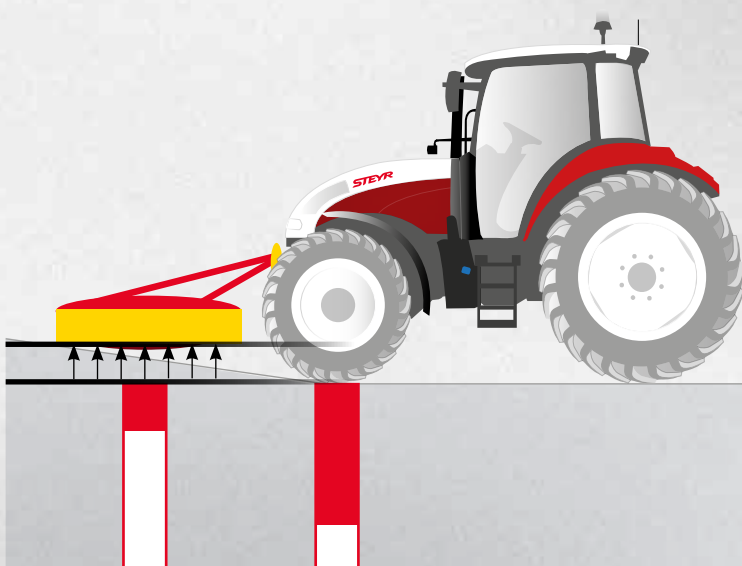
low, and can be individually controlled by the operator. This means enhanced control of front-mounted attachments, such as mowers, front packers and many others.



STANDARD FRONT-MOUNTED HOIST. On a standard front-mounted hoist, the height of the front-mounted implement is slaved to the position of the front wheels. However, those front wheels do not react to irregularities in the terrain surface until after the front-mounted implement. This means that the pressure is applied in the first instance to the implement, while the pressure applied to the wheels is reduced. This damages the turf being mowed and soils the mowed grass with earth.



EFH ELECTRONIC FRONT-MOUNTED HOIST. The load sensor of the EFH automatically detects changes in the ground pressure exerted by the attachment on even ground, and raises or lowers the attachments accordingly to keep the pressure constant. This results in better grass quality, it protects the terrain, optimises steering characteristics and enhances ride comfort for the driver.



MAKE LIGHT WORK OF LIFTING HEAVY LOADS: FRONT LOADER JOYSTICK.

The new Multi is ideally suited for front loader work. All connections for the implements have been fitted ex-factory. Each model can be fitted with the 3720 SF front loader, exclusively developed for STEYR. Control is child's play and is assured via the joystick integrated in the armrest.

WORKING IS EASY WITH THE FRONT LOADER. With its axial piston hydraulic pump with variable displacement and the two optional electronic hydraulic valves, the Multi is perfectly suited for use with a front loader. The control joystick is integrated in the armrest's right control console and ensures perfectly precise handling.

PERFECTLY COORDINATED. The perfect coordination between the STEYR Multi and STEYR front loader is also demonstrated in equipment features such as the Powershuttle or high-view window, simplifying manoeuvring with the front loader. Even in very confined

spaces, either in the farmyard or on the field, moving backwards and forwards with the front loader is no problem. Also, connecting and disconnecting the loader on the trailer could hardly be easier. The hydraulic connections are located on a central and easy-access distributor.



THE FRONT LOADER JOYSTICK:

- 1 Powershift ratio shifting
- 2 Electronic clutch button and shift button for gear changing
- 3 Front loader functions
- 4 Actuating the control units



- 1 The integrated joystick is perfect for front loader work
- 2 Hydraulic connections for the STEYR front loader
- 3 High-view window for optimum visibility, specifically for front loader operations

MULTI FRONT LOADER:

- STEYR Multi and STEYR front loader - dream team
- Optional ex-factory preparation for front loader attachment
- 2 optional electronic hydraulic valves
- Intuitive control using a joystick in the armrest
- Great view to the front from the cab even with loader
- High-view window, specifically for front loader operations



FRONT LOADER MODEL	Max. lifting capacity (kg)	Max. lifting height for linkage pivot point (mm)	Vertical access loading height for shovel blade parallel (mm)
3720 SF	2,015	3,750	2,720





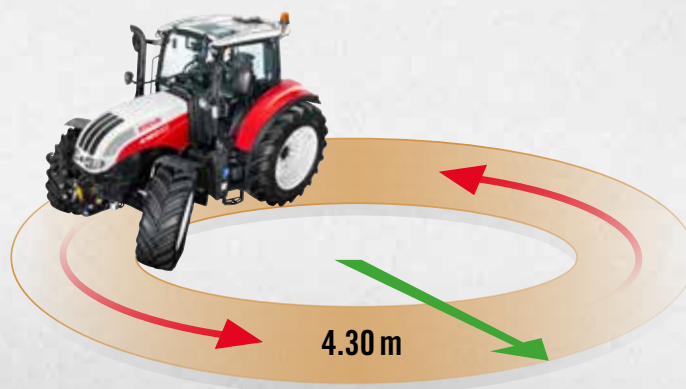
MULTI-TALENTED

Each Multi model was developed with the objective of delivering its full power efficiently, reliably and safely to the ground. This means engines, transmission, drive axles, steering and brakes are perfectly coordinated. So the Multi delivers exactly what you expect in all respects: outstanding mobility and versatility. With its optimised running gear, the Multi is just at home in the mountains as on the plains, and works in the field just as efficiently as it does in the forest, on the farm or on the road.

MANOEUVRABLE AND VERSATILE. With a steering angle of 55° and a turning circle of only 4.3 m, the Multi is manoeuvrable even in the smallest of spaces. Durable, robust all-wheel drive axles ensure optimum traction on all grounds. The differential lock on the rear axle can be locked electro hydraulically together with the one on the front axle.

READY FOR ANYTHING. Its high load capacity of up to 3000 kg* for a minimum unladen weight of 4500 kg* makes it possible to use the Multi anywhere. With the optional front ballast set, 50% of the total weight is supported by the front axle, meaning the largest attachments can be used at the rear. Thanks to the pneumatic trailer brake, the Multi can pull the largest trailers. In conjunction with the series-standard all-wheel brake (Opti-Stop), an optional braking front axle and electrohydraulic front and rear individually actuated differential locks, the Multi is genuinely ready for anything throughout the year.

SAFE PARKING. An electronic parking brake prevents the tractor from rolling back, even on steep terrain.



* Depending on country-specific legislative requirements and specifications

**YOUR PARTNER TO RELY ON
WHEN YOU WANT TO BE
FUTURE-PROOF.**



S-TECH AT A GLANCE:

- High quality 372 GNSS receiver
- Task controller compatible with S-TECH 300 monitors
- Video input with up to 3 video cameras
- Complete ISOBUS II compatibility
- Manual lane guidance system



JUST THE RIGHT THING: STEYR S-TECH.

THIS TECHNOLOGY HAS A FUTURE. STEYR S-TECH revolutionises agriculture: track guidance, data management, operating all attachments through the ISOBUS II function and much more – with S-TECH you save considerable amounts of time and money.

UP TO 2.5 CM TRACK PRECISION. The automatic DGPS-based S-guide steering system assures parallel tramline guidance for work in straight lanes, on curves and in the headlands. With a precision of up to as little as 2.5 cm through a comprehensive RTK network, there is no risk of overlapping even with tough ground or weather conditions. And thanks to the xFill technology available as standard in all RTK solutions, signal losses lasting up to 20 minutes can be bridged.

EASY CONTROL VIA THE TOUCHSCREEN. The S-TECH 300 touchscreen monitor offers a cost effective control and precision guidance system for arable farming. ISOBUS II-compatible attachments can easily be connected and controlled without additional wiring simply via the monitor. This way, you maximise your productivity when baling, manure spreading, spraying or seeding.



S-TECH 300™



STEYR SERVICE IS ALWAYS THERE FOR YOU.

ALL-ROUND PROTECTION WITH STEYR PREMIUM SERVICE.

Safe operation without downtime periods: with STEYR Premium Service you can call on expert local help seven days a week and right around the clock. Our 24-hour emergency service supports you with specialist personnel, products and spare parts, and can be reached on the freefone / toll-free number 00800 7839 7000.



FINANCING MADE EASY: CNH INDUSTRIAL CAPITAL. An expert partner is essential when you are financing your STEYR tractor. We recommend CNH Industrial Capital. This agricultural and construction vehicle financing expert can offer you a range of services – from individually tailored loans, hire-purchase to leasing and rental offers.* CNH Industrial Capital endeavours to find the financing option best suited to your new investments, the requirements of your farm and your financial position. Also, with the proven CNH Industrial Capital cover letter, which provides peace of mind in the event of a machine breakdown and/or related repair costs, you reduce your investment risk and can plan in a more dependable manner.

OPTIMUM PROTECTION HAS A NAME: STEYR PROTECT.

STEYR PROTECT is a combination of service and warranty services with which you can save a great deal of worry and money. Whether you work with a single tractor or call an entire fleet of tractors your own: STEYR PROTECT can be tailored precisely to suit your wishes and needs, and helps you to remain productive in a long-term way.

STEYR PROTECT protects you from high repair costs, it assures you of fixed maintenance costs for up to 5,000 operating hours, and it provides you with total protection for up to five years. There is a choice of three protection packages*: STEYR PROTECT Gold, Silver and Bronze.

GOOD SERVICE IS CLOSE BY: YOUR LOCAL STEYR DEALER. Our tractors are designed for thousands of hours of hard work, and are remarkably easy to maintain and service. You can obtain all the spare parts and service support you need from your STEYR dealer. Your local dealer is also your first point of contact for maintenance and warranty support.



STEYR GENUINE PARTS - SOMETHING YOU CAN TRULY COUNT UPON.

- 12 months of warranty
 - 24-hour delivery + support from technical specialists
 - Best price-performance ratio throughout the year
- Our certified genuine parts are manufactured by our engineers to precise specifications, and they are subject to stringent quality inspections to ensure that your vehicles deliver optimum performance. The installation of genuine parts ensures that all the carefully matched mechanical components can operate flawlessly. You can obtain our genuine spare parts from your local STEYR retailer.

///STEYR PROTECT GOLD

- Maintenance contract
- Extended warranty
- Telematics package

///STEYR PROTECT SILVER

- Maintenance contract
- Extended warranty

///STEYR PROTECT BRONZE

- Maintenance contract

MAKE IT EASY ON YOURSELF: MAINTENANCE WORK.



Comfortable tank filling.



Effortless inspection of V-belt.



Checking of oil level and topping up without lifting the bonnet



Continuous cleaning via a Piclon filter ensures that the filter only needs to be maintained when the corresponding warning lamp lights up.



One-section bonnet support by gas struts can be lifted into two positions (45°/90°), even with a front-mounted attachment.



Fast and simple cleaning of the radiator and air-conditioning system.

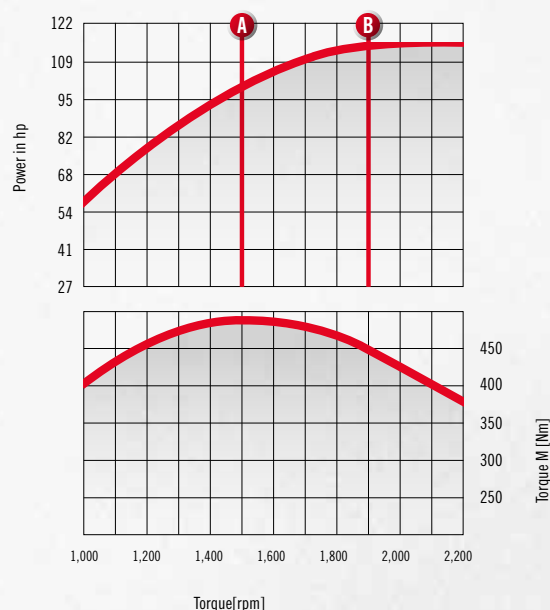


MULTI IN BRIEF.

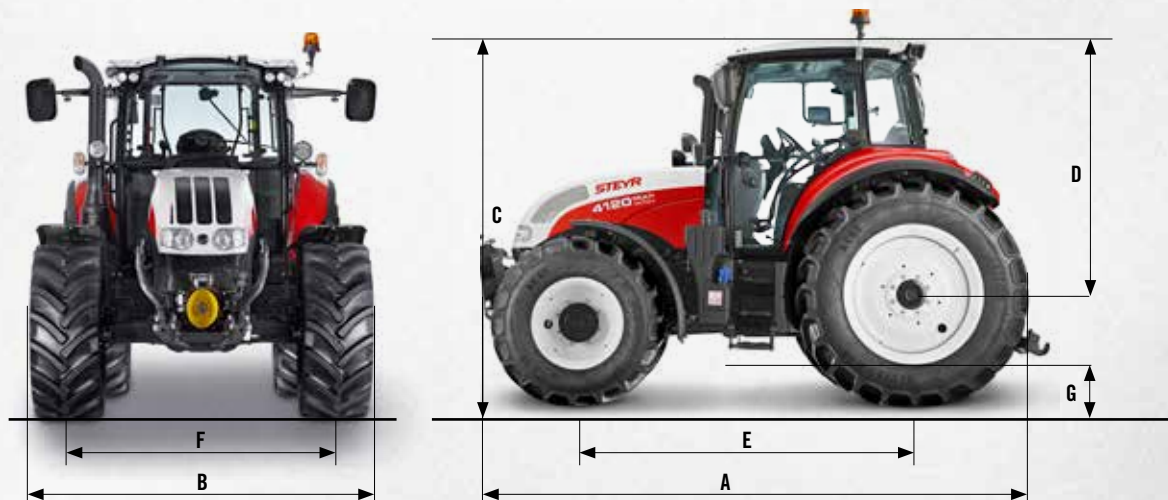
ENGINE POWER STEYR 4120 MULTI.

Max. power at 1,900 rpm = 86 kW (117 hp)
 Nominal rating at 2,200 rpm = 86 kW (117 hp)
 Max. torque at 1500 rpm = 491 Nm

ECOTECH POWER:
TORQUE RAISE = 30%





STEYR MULTI DIMENSIONS: MODEL-SPECIFIC.



DIMENSION ¹⁾	4100 MULTI	4110 MULTI	4120 MULTI
A: Total length incl. front-mounted weights and horizontal rear-mounted lifting arms [mm]	4,403	4,403	4,403
B: Min. overall width (across the rear standard mudguards) [mm]	2,100	2,100	2,100
C: Total height with 540/65 R38 tyres up to top edge of cab (mm)	2,740	2,740	2,740
D: Height from centre of rear axle to top edge of cab [mm]	1,925	1,925	1,925
E: Wheelbase with front axle suspension (mm)/without front axle suspension (mm)	2,420	2,420	2,420
F: Track width front/rear [mm]	1,790 / 1,770	1,790 / 1,770	1,790 / 1,770
G: Min. ground clearance (mm)	459	459	459

¹⁾ with standard tyres

MODEL	TRANSMISSION	ENGINE				
	Automated 4-stage synchromesh transmission with Powershuttle, 40 kph at 1,730 rpm	Rated engine power ECE (R1201) [kW/hp]	Common Rail turbodiesel with intercooler/stage IIIB			
	32 forward and 32 reverse gear ratios		Nominal speed [rpm]	Max. torque (ECE R1201) [Nm @ rpm]	OECD torque raise [%]	Number of cylinders/cc [cm³]
4100 MULTI	■	73 / 99	2,200	430 @ 1500	35	4 / 3,400
4110 MULTI	■	79 / 107	2,200	468 @ 1500	36	4 / 3,400
4120 MULTI	■	86 / 117	2,200	491 @ 1500	31	4 / 3,400

MODEL	HYDRAULICS				
	EHR Electronic Hoist Control	Max. hydraulic pump capacity (CCLS) [l/min]	OECD lifting force at 610 mm [kg]	Max. number of auxiliary control units fitted rear/centre	Integrated front hydraulics maximum lifting capacity [kg]
4100 MULTI	■	80 / 100	4,100 / 4,700	4 / 2	1,985
4110 MULTI	■	80 / 100	4,100 / 4,700	4 / 2	1,985
4120 MULTI	■	80/100	4,100 / 4,700	4 / 2	1,985

	PTO			
	Electrohydraulically engageable			
Fuel tank/AdBlue (litres)	PTO speed [rpm]	at engine speed [rpm]	Stationary PTO	Front-mounted PTO shaft [rpm]
	540/540E/ 1000/1000E	1805/1542/ 1,880/1,606		1000 at 1920 rpm
150 / 14	■	■	■	□
150 / 14	■	■	■	□
150 / 14	■	■	■	□

ALL-WHEEL DRIVE / STEERING		TYRES ²⁾	WEIGHTS*	CAB
Electro hydraulic all-wheel drive and differential locks Shifting	Wheel lock angle [°]	Series standard tyres*	Unladen weight [kg]	<p>Access steps on both sides, spacious, easy access, cab noise: 72 dB(A), air suspension seat, air conditioning system*, inner lighting, 90° adjustable windscreen, roof window, tinted windows, opening rear window, windscreen wiper/washer unit, front and rear work lights in cab roof, central control panel for work lights, user-friendly control panel, performance monitor</p> <p>Optional: Cab suspension, electronically adjustable and heated telescopic rearview mirror, 8 LED work lights, rear windscreen wiper/washer unit</p>
	Min. turning radius ³⁾ [m]	Rear	Permitted Gross vehicle weight Standard/optional [kg]	
■	55°	480/65 R24	4,390	
	4.28	540/65 R38	8000	
■	55°	480/65 R24	4,390	
	4.28	540/65 R38	8000	
■	55°	480/65 R24	4,390	
	4.28	540/65 R38	8000	

¹⁾ ECE R120 corresponds to ISO 14396 and 97/68/EC

²⁾ other wheel options are available on request

³⁾ with standard tyres

* Depending on country-specific legislative requirements and specifications

■ Standard equipment

□ Optional equipment

a partner company of



steyr-traktoren.com
facebook.com/steyrtraktoren

You drive better when you are safe. Before using this vehicle, please read the Operating Manual and become familiar with the use of each of the controls. Note the contents of the instruction panels and use the safety equipment for your own personal safety. This brochure is intended for use internationally. The availability of a few models and of standard and special equipment items may vary from one country to another. STEYR reserves the right at any time and without prior announcement to make changes to the design and technical version without this in any way obliging STEYR to transfer these to units already sold.

Details, descriptions and pictorial material reflect the current status at the date of publication, but can be amended without prior announcement and at any time. Pictorial materials may show certain national versions, items of special equipment as well as non-complete standard versions.

TP01 / SM / 10.16 / Printed in Italy – Cod. n. 16S0025COMINB – www.steyr-traktoren.com

