



PATRIOT®

SERIES SPRAYERS







PATRIOT SERIES SPRAYERS.

4 Models | 175–335 HP | 660–1,600 gal.

SUPERIOR APPLICATION QUALITY TO MAKE THE MOST OF YOUR SPRAY WINDOW.



CASE IH AGRONOMIC DESIGN

You need a sprayer that's ready when you are to take advantage of the ideal agronomic window to get into the field. You want it to provide consistent, accurate application across every piece of ground, and to work smoothly and reliably all season, every season. Regardless which model you choose, in today's Patriot series sprayers, you'll find a high-efficiency spraying package that fits your operation perfectly.

PATRIOT SERIES SPRAYERS

Leading the Industry	4–5
Machine Configuration	6–7
Quality of Application	8–9
Ultimate Spray Technology.	10–15
Operator Environment	16–17
Power & Productivity	18–19
Patriot Family	20–23
Maximum Uptime	24–25
Systems Approach	26
Product Specifications	27



WHEN IT COMES TO CHEMICAL DELIVERY, MAKE SURE YOUR EQUIPMENT DELIVERS.

Both producers and commercial applicators know that timeliness of application is critical. Most often, you're facing long days and short application windows. That's why you need a sprayer that can work as long and hard as you do. Patriot sprayers offer advanced factory-installed spray technology. Our durable Case IH FPT engines are built to deliver proven power and fuel economy, while the spacious, full-featured cabs allow you to do your job in comfort.



SPRAY ON TIME.

The **cab-forward, rear-engine Patriot design** does much more than create our distinctive Case IH sprayer look. These features will help you complete the timeliest applications:

- Optimal weight distribution across machine for earlier field access and less rutting and soil compaction.
- An optional 360-degree lighting package adds hours to your day.
- Efficient horsepower means you can cover more acres faster.

SPRAY BETTER.

Improve the quality of each application with **high-efficiency spraying** technology:

- **AFS AccuGuide™ autoguidance or RS1 autoguidance solutions** help reduce skips and overlaps.
- **AutoBoom™ XRT automatic boom height control** uses a combination of radar sensors and chassis monitoring, which functions as a “look ahead” to detect changes in terrain and adjusts the booms accordingly to maintain spray height for better coverage.
- **AIM Command FLEX™ advanced spray technology** delivers the ultimate in spray control so you can maintain optimal coverage over a range of speeds and terrain. This system features flexible application, turn compensation and nozzle valve diagnostics.

LONG HOURS WON'T FEEL AS LONG.

Stretch out your legs and settle in for long workdays. With a well-thought-out cab, you'll experience the ultimate in comfort:

- Vast amount of glass with unrestricted visibility to the front and sides.
- Seat-mounted control console that moves with the seat for near-effortless operation.
- **The Case IH AFS Pro 700 or Viper 4+ display** mounts on the control console or a separate bar for at-a-glance viewing of rate control and guidance functions.

MAXIMIZE YOUR UPTIME.

Patriot sprayers are built to keep you up and running:

- Welded one-piece tubular frame design.
- Simple but durable trailing-link suspension.
- Easy access to routine maintenance items.
- Booms designed for strength, durability and reliability.

DISTINCTIVE APPEARANCE. UNMATCHED PERFORMANCE.

The cab-forward, rear-engine configuration gives Case IH Patriot sprayers their distinctive look and their performance edge. This design puts the static weight of the cab and engine over the front and rear axles. The dynamic weight of the product tank is in the center of the machine, so there is more even weight distribution when the tank is full and the booms are out.



HEAVY-DUTY BOOM CONSTRUCTION.

Large tube structure and a truss-style design with fewer but larger support members provide boom strength and durability. Independent right and left booms, plus full boom and boom tip breakaway features, respond to tough field stress loads.



MAKE YOURSELF COMFORTABLE.

Ergonomic Case IH cab and smooth ride allow longer hours with less fatigue. Plus, sitting a full sprayer length away from the engine, you'll enjoy an exceptionally quiet ride.

SUPERIOR SUSPENSION.

Aircraft-style trailing-link suspension provides a smooth ride. Even over challenging fields, this suspension system absorbs shock loads in ways no other suspension package can. Optional active suspension is perfect to make light work of hilly terrain.



EVEN WEIGHT DISTRIBUTION.

Cab-forward, rear-engine design provides an extremely light footprint, yet maintains powerful performance. When time is of the essence, even weight distribution allows you to get into fields sooner and on to the next with less rutting and soil compaction.

HEAVY-DUTY FRAMES.

Constructed of welded one-piece rectangular steel tubing, the frames of Patriot sprayers are engineered for durability and long service life. The rigid low-deflection frame not only protects the cab, product tank and power plant from field loads, but it also provides a stable attachment point for the sprayer's booms.





ADVANCED BOOM CHOICES FOR ANY APPLICATION.

Case IH offers choices of boom widths and options to fit any application — each one built with the rugged and durable parallel-link design. The advanced boom and boom suspension provide superior strength without excessive weight, plus a wide range of spray heights for various crops and conditions. This design also maintains boom position at all speeds, including high-speed turns.



ACCUBOOM.

- **AccuBoom automatic boom section control** automatically turns off boom sections when entering an area that has already been sprayed. When leaving the applied area, sections are turned back on.
- Operated through either the **AFS Pro 700 display** or **Viper 4+ controller** and a GPS system.
- Standard on all Case IH Patriot models.



AUTOBOOM XRT.

- **AutoBoom® XRT automatic boom height control** uses a combination of chassis monitoring and radar sensors to detect changes in terrain and adjusts the booms accordingly for improved target height accuracy.
- Radar sensor technology can be configured to detect the location of the ground or crop canopy.
- Decreases operator fatigue, along with machine wear and tear.
- Increases application accuracy and coverage.
- Configure with additional radar sensors to maintain a level spray platform and maximize boom life.



Patriot Sprayer Boom Widths

Model	2250	3240	3340	4440
60/80 FT. (18.3/24.4 M)	✓			
60/90 FT. (18.3/27.4 M)	✓	✓	✓	✓
60/100 FT. (18.3/30.5 M)		✓	✓	✓
60/90/120 FT. (18.3/27.4/36.5 M)			✓	✓
66/132 FT. (20.1/40.2 M)				✓
69/135 FT. (21/41.1 M)				✓



AUTOFOLD PLUS.

- Unfolding process begins with the touch of a single switch.
- In about **30 seconds**, the inner, mid- and outer-boom sections are completely unfolded and the center section height is lowered to its most recent setting.
- Eliminate guesswork about boom height when moving from field to field with the **AutoFold Plus boom fold/unfold feature**. Included as part of the Case IH 120-foot (36.5 m) spray boom package.

HAND-HELD REMOTE.

- Automatically turn section valves and AIM Command FLEX™ nozzles on and off from outside the cab.
- Turn the product pump on and off from outside the cab.
- Simplifies the nozzle check or calibration process.

AIM ACCUPLACER™.

- Easily converts your self-propelled sprayer into a side-dress fertilizer machine to ensure crops get nitrogen when they need it most.
- Lightweight, durable aluminum drops let you outfit full booms with less structural stress.

PARALLEL-LINK DESIGN.

- Patriot booms offer greater durability and longer service life.
- The parallel-link design delivers the versatility retailers and producers need with a 60-inch range of motion (63 inches for the Patriot 2250) for spraying pre-plant, post-tassel or anytime in between.

SUPERIOR SPRAY TECHNOLOGY TO MEET YOUR PRODUCTIVITY DEMANDS.

Every growing season presents another opportunity to select the right seed, plant for maximum agronomic advantage and apply the appropriate inputs at the correct rates within the optimal window. To make the most of your chemical application, every Case IH Patriot sprayer can be equipped with advanced spray technology. High-efficiency spraying is all about giving every field the best chance of achieving the highest possible yield — while maximizing resources for optimal return on investment.



AIM Command
FLEX™

AIM COMMAND FLEX FOR ULTIMATE SPRAY QUALITY.

Get the most out of every tankful, every hour and every acre with AIM Command FLEX advanced spray technology. This superior spray system is a factory-equipped option on all new Case IH Patriot sprayers.



AIM COMMAND FLEX ENHANCES CASE IH PATRIOT SPRAYER PRODUCTIVITY.

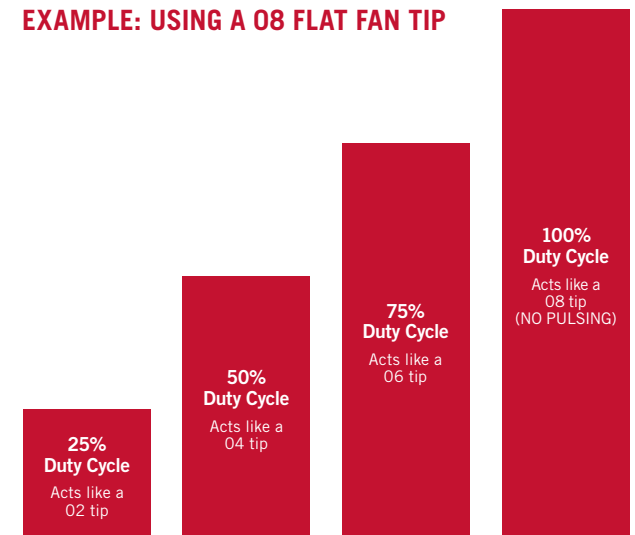
- Controls product flow and pressure more precisely than conventional rate controllers.
- Optimizes application rates and droplet sizes for consistent application, regardless of speed and ground conditions.
- Delivers more consistent, flexible and accurate application, even in turns, rough terrain and irregular-shaped fields.
- Integrates precision technology to help your operation achieve greater efficiency.

HERE'S HOW AIM COMMAND FLEX WORKS.

Pulse width modulation (PWM) spray technology ensures a constant application rate and spray pressure, even when sprayer speed changes. Think of it as a way to change nozzle tips without leaving the cab.

- Once you select a standard tip based on application rate, chemical droplet size and travel speed, **AIM Command FLEX** automatically and precisely controls the flow to meet targeted application rates.
- Working at **10 pulses per second**, nozzle valves vary the duty cycle to maintain the correct application rate as sprayer speed changes.

EXAMPLE: USING A 08 FLAT FAN TIP



BETTER APPLICATION QUALITY ACROSS EVERY FIELD.

AIM Command FLEX helps you achieve a level of spray coverage that's not possible with conventional rate controller-only technology.

PRECISE PRODUCT FLOW.

AIM Command FLEX precisely controls product flow and spray pressure.

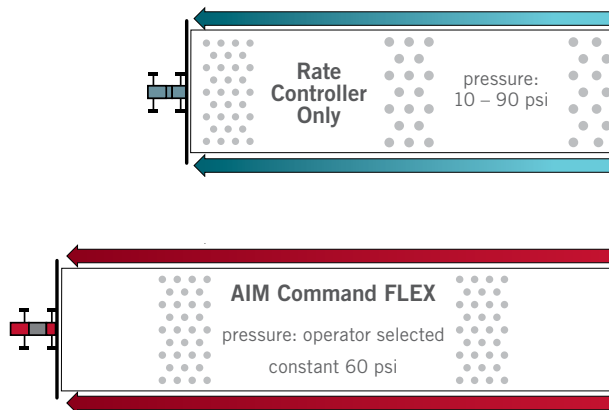
- To accommodate sprayer wheel tracks, fence rows or other field conditions, you can **pre-set spray rates up to 30 percent higher than your target rate** on up to eight nozzles.
- AIM Command FLEX operates **36 separate "virtual" boom sections**, delivering the ultimate in spray accuracy and precision. The ability to control more boom sections helps reduce over-application that adds costs and potential crop damage.

EFFICIENT, EFFECTIVE APPLICATIONS.

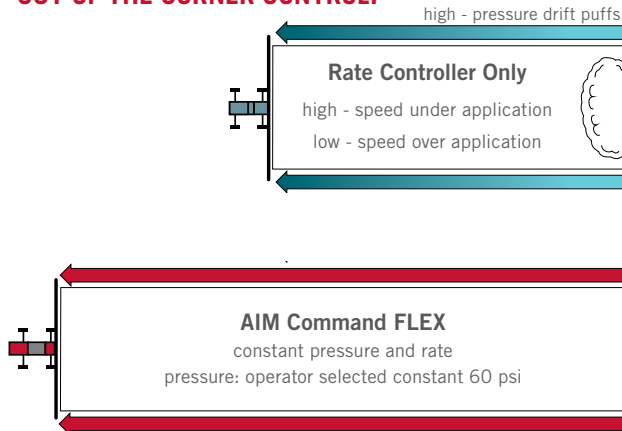
Eliminate worry about over- or under-application. AIM Command FLEX delivers quality application for effective and efficient use of crop protection products and spray operations.

- The system maintains consistent application rate and spray pressure across the field and over a wide range of speeds — **up to 8:1 with properly sized spray tips**.
- Because pressure is constant, you can choose the speed that fits the field or conditions and still get the best possible product coverage.
- AIM Command FLEX increases your sprayer's production potential while reducing per-acre operating costs.

CONSISTENT COVERAGE EVERYWHERE:



OUT OF THE CORNER CONTROL:

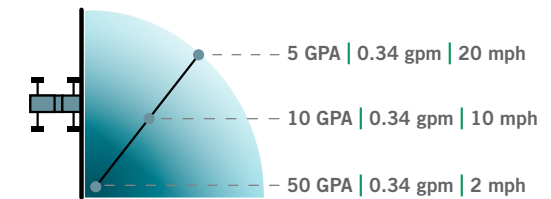


TURN COMPENSATION.

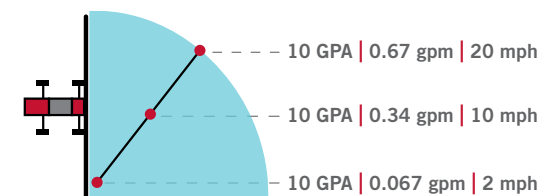
When your sprayer runs in a straight line, every nozzle moves over the field at the same speed. But during turns, ground speed varies across the boom — causing under-application on the outside of the boom and over-application on the inside of the boom.

- AIM Command FLEX solves that problem by compensating for different speeds across the boom to ensure correct application rates.
- Each nozzle adjusts its duty cycle to match the targeted application rate based on speed, nozzle position on the boom and the arc or turn radius.
- There's no need to manually increase spray rates at lower speeds to deliver consistent, accurate application rates.

Conventional Rate Controller



AIM Command FLEX



IMPROVED DRIFT CONTROL.

Unpredictable weather and changing winds can create headaches in sensitive areas.

- For on-demand drift control, AIM Command FLEX allows you to **toggle between two pre-set spray pressures** that can be reset up or down at any time.
- You can pre-set a target spray pressure to achieve the desired droplet size for the product you are applying.
- Input a lower pressure setting to selectively avoid off-target application in sensitive areas or to respond to wind gusts. When normal conditions return, toggle back to the higher pressure setting on the go.
- You also have the option of inputting a higher pressure setting for greater canopy penetration.


INSTANT ON/OFF.

- With AIM Command FLEX, you reach target rate and spray pressure immediately after nozzles are turned on.
- And, there is no pressure bleed-down or nozzle dribble at turn-off that can lead to over-application.



STEP 1

Dial to lower pressure selection for fewer fines.

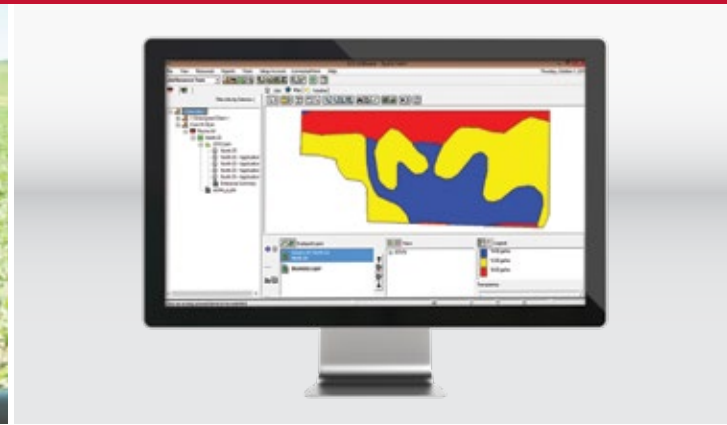


STEP 2

Switch to higher rate to increase droplet count.

ACHIEVE GREATER SPRAY EFFICIENCY WITH ADVANCED DIAGNOSTICS AND PRECISION TOOLS.

With short time windows and high input costs, every acre needs accurate and efficient application. The high-efficiency spraying features of AIM Command FLEX help you make every hour and every day count.



NOZZLE VALVE DIAGNOSTICS.

With a **nozzle valve diagnostic system**, AIM Command FLEX gives you peace of mind that you'll be able to spot malfunctioning nozzles.

- The system monitors each nozzle and alerts you immediately if a valve quits working or a wire becomes unplugged.
- In addition to an alert on your in-cab display, LED indicator lights on each solenoid valve flash colors to help you spot problem nozzles quickly and easily.

SIMPLE ONE-SCREEN OPERATION.

AIM Command FLEX operates through the sprayer's rate controller — either the **AFS Pro 700 display** or Case IH **Viper 4+ controller**.

- Monitor and adjust application rate, spray pressure, boom section status, product tank volume and other operating parameters — all from one display.
- And AIM Command FLEX is **ISO Virtual Terminal (VT)-compatible** for system flexibility.
- Remove the guesswork and achieve accurate application with precise, automatic turn-path planning from your display. AFS AccuTurn™ automated headland-turning technology is available through the AFS Pro 700 display, while RS1 autoguidance can be used with Viper 4+ controller.

ACCURATE SPRAY MAPPING.

With AIM Command FLEX, you can export application data in **Shapefile format**.

- Generate as-applied maps and application reports for each field or farm.
- AIM Command FLEX recognizes internal and external boundaries, along with no-spray zones.



OPTIONAL UPGRADE FOR EVEN GREATER PRECISION.

Operators seeking a higher level of precision control can take advantage of an optional **AIM Command FLEX** upgrade.

- Upgraded system allows **on/off control of individual nozzles**, helping you achieve even greater application accuracy and efficiency.
- No additional hardware is required. To turn on the functionality, simply purchase the upgrade — either at the time of order or after sprayer delivery.



COMFORT BOOSTS ACRES PER DAY.

When application windows are narrow and every hour in the field counts, operator comfort isn't a luxury — it's a necessity. That's why Patriot sprayers are designed to let you work longer with less fatigue. Expansive front windshields offer a wide vista of tinted glass and put the operator in control.



HAVE A SEAT.

The **Patriot sprayer cab** is where exceptional comfort and performance meet:

- **Ergonomically designed**, line-of-sight instrumentation positions your critical operating functions right up front.
- **Pressurized cabs** keep the inside air fresh, while the automatic temperature control (standard on the Patriot 4440; optional on the Patriot 3240 and 3340) and sunshades keep you cool and comfortable.
- **Air-ride seat** is adjustable for position, ride firmness and lumbar support.

Exclusive 40-degree **right-hand swivel seat** (on the Patriot 4440, shown above) gives you a **180-degree full field of vision**. Additionally, the Patriot 4440 instructional seat can be folded to provide a convenient workstation with cup holders.

TAKE ABSOLUTE CONTROL.

- Sprayer control switches are ergonomically placed and attached directly to the operator's seat.
- Most commonly used controls are placed on the hydrostatic control lever for one-handed operation.

CASE IH VIPER 4+ CONTROLLER.

- Optional Viper 4+ controller displays boom status, application rate and pressure readings on a 12.1-inch screen.
- Functions as both a stand-alone rate controller or as an integral part of guidance or mapping systems.
- Compatible with the Case IH RS1 autoguidance package. RS1 offers autoguidance, GPS receiver and Slingshot functionality in a single component which allow you to access, transfer and manage your data and fleet wirelessly.
- Upgrade to a Gold Slingshot subscription to share guidance lines and as-applied maps with up to eight vehicles.

AFS PRO 700 DISPLAY.

- Optional **AFS Pro 700 display** puts total control at your fingertips.
- Single-screen display allows you to monitor and control both guidance functions and application rate as well as track ground speed, acres covered and other variables.
- Integrates seamlessly with Case IH **Advanced Farming Systems (AFS) software**.
- Order your sprayer AFS AccuGuide-ready, and then complete the installation with the AFS Pro 700, the AFS 372 GPS receiver and the Navigation III controller.



PATRIOT 3240 SPRAYER CAB SHOWN

- A** Air-ride seat
- B** Instructional seat
- C** Tilt and telescoping steering column

- D** A-post gauges and readouts
- E** AFS Pro 700 display
- F** Hydrostatic control lever

- G** Right-hand control console
- H** Wheel track adjustment (under armrest cover)

SCR-ONLY ENGINE TECHNOLOGY: RIGHT FROM THE START.

Case IH engineers know you want all the power you'll ever need from a sprayer plus a long, economical service life. That's why Case IH FPT engines use Selective Catalytic Reduction (SCR) exhaust after-treatment to control emissions. Case IH has applied SCR exclusively, right from the start, because it works without throttling back performance to provide uncompromised power, along with extended maintenance intervals and enhanced fuel economy.



8.7 liter FPT engine



6.7 liter FPT engine

THE DRIVING FORCE BEHIND EVERY PATRIOT.

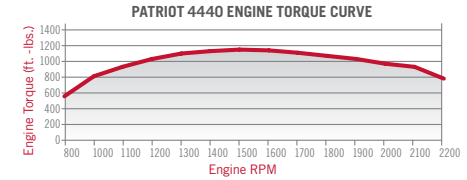

The key to Patriot sprayer performance is matching engine size and horsepower rating perfectly to the machine and its drive train. Case IH **FPT diesel engines** are the driving force behind every Patriot sprayer, providing optimal field efficiency and maximum horsepower to the ground.

HYDROSTATIC DRIVE SYSTEM.

Patriot sprayers feature a **parallel cross-flow design** using hard-working, heavy-duty variable displacement pumps and drive motors. If a wheel slip or spin occurs, the traction assist feature provides sufficient oil to opposing wheels to power through that tough field condition.

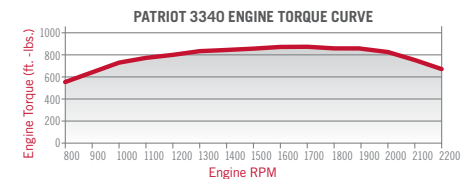
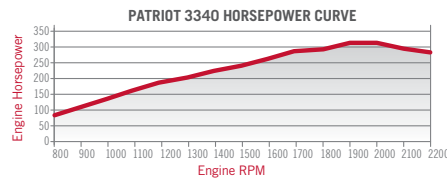
PATRIOT 4440 SPRAYER

8.7-liter Case IH FPT engine | 335 base hp/374 peak hp | Peak torque: 1,143 ft.-lb.



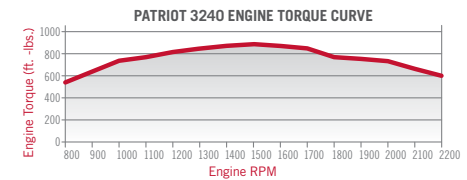
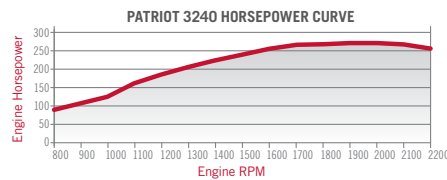
PATRIOT 3340 SPRAYER

6.7-liter Case IH FPT engine | 285 base hp/309 peak hp | Peak torque: 867 ft.-lb.



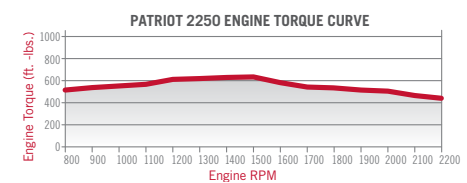
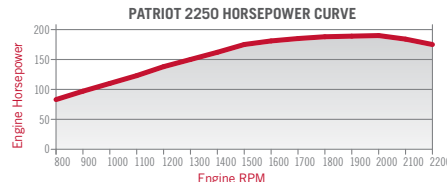
PATRIOT 3240 SPRAYER

6.7-liter Case IH FPT engine | 250 base hp/270 peak hp | Peak torque: 855 ft.-lb.



PATRIOT 2250 SPRAYER

6.7-liter Case IH FPT engine | 175 base hp/190 peak hp | Peak torque: 612 ft.-lb.



WHAT SETS PATRIOT SPRAYERS APART.

Case IH Patriot sprayers are popular with leading custom applicators, retailers and producers because they help operators consistently make timely and accurate applications. With a deep understanding of production agriculture and agronomic principles, the Case IH design delivers more agronomic advantages that help you get the most out of every tank, every acre, every day.



AGRONOMIC DESIGN™



All four Patriot models share key design features that set these sprayers apart, including **cab-forward, rear-engine design**, advanced boom construction, long field life, easy service and high resale value.

PATRIOT LIGHTING OPTIONS.

Finish the job after nightfall. Standard lighting includes halogen lighting in the front hood, cab and service center/booms (optional on the Patriot 3240 and Patriot 2250), along with LED amber turn signals and red taillights. Optional **deluxe lighting packages** for the Patriot 3240, 3340 and 4440 models include high-intensity discharge (HID) lights and LED lights on the front hood and the cab roof. HID lights are options on the Patriot 2250. Cab post-mounted rotating beacons are also available.

PORTABLE PRECISION CONTROL.

AFS Pro 700 display has a big bright screen and is faster, lighter and transferable to other Case IH machines. It allows the operator to easily control application rates and guidance functions.

TRAILING-LINK CHASSIS SUSPENSION.

The design feature allows Patriot sprayers to handle a full range of field loads and travel speeds for a smooth, comfortable ride.

WILGER COMBO-RATE® NOZZLE BODIES.

For more than 30 years, Wilger Industries Ltd. has engineered high-quality sprayer components. **Wilger Combo-Rate II nozzle bodies** are optional on every Case IH Patriot sprayer, adding flexibility to your application needs.



CASE IH PATRIOT 4440 SPRAYER.
The flagship model of the Patriot series.

- 1,200 or 1,600-gallon Class IV sprayer
- Case IH FPT engine: 335 base hp/374 peak hp
- Michelin tire offering: 380/90R46, load index 173D
- Surveyor cab provides great comfort and view



CASE IH PATRIOT 3340 SPRAYER.
1,000 gallons of Patriot performance.

- 1,000-gallon Class III sprayer
- Case IH FPT engine: 285 base hp/309 peak hp
- Available 120-foot boom on a 1,000-gallon sprayer
- Centrally located service center for all tendering functions



CASE IH PATRIOT 3240 SPRAYER. Midsize sprayer. Big-time productivity.

- 800-gallon Class III sprayer
- Case IH FPT engine: 250 base hp/270 peak hp
- Easy access to routine service and maintenance items
- Tank options for custom configuration (poly tank optional for Patriot 3240 and standard on the Patriot 2250)



CASE IH PATRIOT 2250 SPRAYER. Big-sprayer features in a small-chassis package.

- 660-gallon Class II sprayer
- Case IH FPT engine: 175 base hp/190 peak hp
- Higher clearance than competitive models in its class
- Cool, quiet, comfortable Patriot 2250 cab, sized for the frame





Unload Product Tank Gravity

LIGHTS	OFF	ON	OFF	ON	OFF	ON	OFF	ON	OFF	ON	S1	S2	SPRGE
UNLOAD	OFF	ON	OFF	ON	OFF	ON	OFF	ON	OFF	ON	A	M	I
UNLOAD	OFF	ON	OFF	ON	OFF	ON	OFF	ON	OFF	ON	A	M	I
UNLOAD	OFF	ON	OFF	ON	OFF	ON	OFF	ON	OFF	ON	A	M	I

S1 = Lights, must be on (1) for the rest of the panel switches to work
S2 = M is pump manual mode, allows use of throttle switch to control pump speed
Sprage - SWITCH LOCATED IN CAB - Operate electric sprage valve, hold switch for 7 seconds for full open or close of sprage valve, hold switch for 7 seconds for full open or close of sprage valve, hold switch for 7 seconds for full open or close of sprage valve

EMERGENCY STOP

STOP

Emergency stop control panel with a red stop button and indicator lights.

TANK RINSE

1

CHEM INO

Yellow hand lever with a black knob, labeled '1 CHEM INO'.

TRANSFER PUMP control panel with a diagram of a pump and a switch.

Product Tank Fill

3

2

TANK SUMP

Warning label with a biohazard symbol and text: "WARNING DO NOT DRINK" and "CHEMICAL EDUCATOR".

CHEMICAL INDUCTOR 6

MORE TIME TO SPRAY, EVERY DAY.

Case IH Patriot sprayers are designed to get maintenance out of the way quickly and efficiently—and get you back in the field ASAP. A one-stop service center lets you perform all tendering functions from a single location. Connections are provided to make it easy to fill tanks from ground level. Large plumbing hoses, direct hose routings and minimal fittings and connections are standard, making tank-fill time shorter.



IT'S ALL WITHIN REACH.

In-field service is a snap. An **open architecture design** allows easy access to components under the sprayer frame. And ladders, walkways and platforms make it easy to access service points higher up.

ONE-STOP SERVICE SHOP.

Patriot sprayers feature a one-stop, easy-to-use service center with optional automated rinse that lets operators perform all tendering functions from a single location, so maintenance can be performed quickly and efficiently.

The **easy-access stainless-steel educator** is designed for simple, efficient operation. The chemical educator lowers to waist level, then stores conveniently out of the way.

EASY-OPEN HOODS.

Lightweight, easy-open hoods on the Patriot sprayer models give you unrestricted access to service items. This access point allows for quick checks or service and gets you back in the field sooner — enhancing the machine's productivity. To keep things moving, fuel tanks are sized to allow for a full day of spraying.

WALK THIS WAY.

All Patriot sprayers have a **full-length walkway** that provides easy access to all routine maintenance and inspection points on one side of the sprayer—including the fuel and DEF tanks, cab, product tank and engine compartment.

RETHINK PRODUCTIVITY.

Protecting yield potential requires getting the right amount of product applied at the right time, even when conditions squeeze treatment windows. Where timeliness, reliability and accuracy meet, you'll find high-efficiency spraying — and increased bushels per acre.



THE DAYS ARE LONG, AND TIME IS TIGHT.

Although not every field is picture perfect or workbench level, when conditions are right, you need a sprayer that quickly and consistently gets over every acre with minimal maintenance and precise nozzle-by-nozzle application.

Consider how weeds allowed to emerge with corn and left uncontrolled from V2 to V4 could cost you more than one bushel per acre each day. Or, how weeds in soybean fields can impact yield by as much as one percent per day when allowed to compete for vital nutrients.¹

When you rethink your sprayer's potential, each growing season presents a new opportunity to boost productivity and profitability.

HERE'S HOW PATRIOT SPRAYERS HELP YOU TAKE CONTROL OF EVERY PLANT'S POTENTIAL WITH HIGH-EFFICIENCY SPRAYING:

- **Get in fields faster:** Easily accessible routine service points mean fewer headaches, while longer booms, faster speeds and quicker tendering mean more time in the field and less time on the sidelines.
- **Minimize variables:** Pulse width modulation (PWM) technology automatically maintains droplet size and keeps application rates constant through irregular-shaped fields — reducing over- or under-application and potential crop damage.
- **Manage inputs:** Save on inputs with advanced spraying technology that reduces skips, overlaps and accommodates for turns.
- **Maintain accuracy at your speed:** Drive according to ground conditions without sacrificing accurate coverage thanks to an 8:1 speed range with AIM Command FLEX.
- **Embrace versatility:** More than just a vessel to keep away pests, start viewing your sprayer as a season-long crop-improvement tool to both protect *and* feed your fields.
- **Work as a system:** From planting to spraying to harvest, use AFS mapping and records technology to pinpoint areas for improvement.

From easier tendering and maintenance to pulse width modulation technology and section control, at Case IH, we focus on the tiniest Patriot sprayer details to help you operate in a High-Efficiency Farming environment.

¹ Agronomic Design INSIGHTS: Crop Protection White Paper. Case IH website. <http://bit.ly/2ceQJnM> Published in 2013.

	PATRIOT 2250	PATRIOT 3240	PATRIOT 3340	PATRIOT 4440
SPECIFICATIONS				
Engine	Case IH FPT 6.7 L (409 cu. in.) inline 6-cylinder, 175 rated hp (131 kW), 190 peak hp (142 kW), 612 ft.-lb. (830 Nm) peak torque, turbocharged, after-cooled, electronically controlled diesel, Tier 4 B/Final.	Case IH FPT 6.7 L (409 cu. in.) inline 6-cylinder, 250 rated hp (187 kW), 270 peak hp (201 kW), 855 ft.-lb. (1 160 Nm) peak torque, turbocharged, after-cooled, electronically controlled diesel, Tier 4 B/Final.	Case IH FPT 6.7 L (409 cu. in.) inline 6-cylinder, 285 rated hp (212 kW), 309 peak hp (230 kW), 867 ft.-lb. (1 175 Nm) peak torque, turbocharged, after-cooled, electronically controlled diesel, Tier 4 B/Final.	Case IH FPT 8.7 L (531 cu. in.) inline 6-cylinder, 335 rated hp (250 kW), 374 peak hp (279 kW), 1,143 ft.-lb. (1 550 Nm) peak torque, turbocharged, after-cooled, electronically controlled diesel, Tier 4 B/Final.
Drive	Hydrostatic with full-time 4-wheel drive; four speed ranges can be shifted on the go.	Hydrostatic with full-time 4-wheel drive. Infinitely variable speed control returns wheel motor swash plates to maximum angle each time the hydro lever is returned to neutral. Allows maximum torque for each start.		
Wheel Track Adjustment	90–120 in. (229–305 cm) manual adjustment; optional hydraulically adjusted from the cab with manual stops at 2 in. (5.1 cm) increments.	120–157 in. (305–399 cm) hydraulically adjusted from the cab with manual stops at 1 in. (2.54 cm) increments per wheel.		
Travel Speed	28 mph (45 kph)	30 mph (48 kph)		
Dry Weight	21,030 lb. (9 540 kg)	23,480 lb. (10 650 kg)	25,060 lb. (11 367 kg) (90/100 ft. boom); 26,560 lb. (12 047 kg) (120 ft. boom)	27,400 lb. (12 428 kg) (90/100 ft. boom); 28,900 lb. (13 109 kg) (120 ft. boom)
Solution Tank Size	660 gal. (2 500 L) poly	800 gal. (3 028 L) stainless steel or poly construction	1,000 gal. (3 785 L) stainless steel	1,200 gal. (4 542 L) stainless steel/ 1,600 gal. (6 056 L) stainless steel
Nozzle Spacing	20 in. (50.8 cm) off-center or 20–30 in. (50.8–76.2 cm) with 30 in. (76.2 cm) on-center			
Overall Length	28 ft. 10 in. (8.8 m)			29 ft. 10 in. (9.1 m) (for 120-ft. booms and shorter)
Overall Height	12 ft. 2 in. (3.7 m)	12 ft. (3.7 m)		
Overall Width	Wheels retracted 10 ft. 6 in. (3.2 m); Wheels extended 11 ft. 6.5 in. (3.5 m)	Wheels retracted 11 ft. 6 in. (3.5 m); Wheels extended 14 ft. 7 in. (4.5 m) (for 120-ft. booms and shorter)		
Wheelbase	11 ft. 8 in. (3.6 m)	12 ft. 6 in. (3.8 m)		13 ft. 4 in. (4.1 m)
Tire Size	Available with 320/90R42, 380/80R38 and 420/85R38	Available with 320/90R46, 380/85R46, 380/90R46, 480/80R42, 520/85R38 and 650/65R38	Available with 320/90R46, 380/90R46, 480/80R42, 520/85R38 and 650/65R38	Available with 320/90R46, 380/90R46, 480/80R42, 650/65R38 and 620/70R38
Ground Clearance	62 in. (158 cm) with R42 tires	52 in. (132 cm)		53 in. (135 cm)
Turning Radius	22 ft. 7 in. (6.9 m) from center line of rear axle	23 ft. 3 in. (7.1 m) from center line of rear axle		24 ft. 9 in. (7.5 m) from center line of rear axle
Boom Length	60/80 ft. (18.3/24.4 m) or 60/90 ft. (18.3/27.4 m) self-centering	60/90 ft. (18.3/27.4 m) or 60/100 ft. (18.3/30.5 m) self-centering	60/90 ft. (18.3/27.4 m), 60/100 ft. (18.3/30.5 m), or 60/90/120 ft. (18.3/27.4/36.5 m) self-centering	60/90 ft. (18.3/27.4 m), 60/100 ft. (18.3/30.5 m), 60/90/120 ft. (18.3/27.4/36.5 m), 66/132 ft. (20.1/40.2 m) or 69/135 ft. (21/41.1 m) self-centering
Boom Adjustment Height	27–90 in. (68–228 cm)	24–84 in. (61–213 cm)		
Full Boom Breakaway	23 degrees	30 degrees		
Wingtip Breakaway	5 ft. 2.5 in. (1.6 m)	90 ft.–5 ft. 6 in. (1.7 m)/ 100 ft.–10 ft. 6 in. (3.2 m)	90 ft.–5 ft. 6 in. (1.7 m)/100 ft.–10 ft. 6 in. (3.2 m)/ 120 ft.–9 ft. (2.7 m)	90 ft.–5 ft. 6 in. (1.7 m)/100 ft.–10 ft. 6 in. (3.2 m)/ 120 ft.–9 ft. (2.7 m)/132/135 ft.–9 ft. 6 in. (2.9m)
Suspension	4-wheel independent trailing-link with spring and shock standard; active suspension optional.			
Steering	Hydraulic power steering with master/slave re-phasing cylinders.			
Fuel Tank/DEF Tank	120 gal. (454 L)/21 gal. (79.5 L)			140 gal. (530 L)/21 gal. (79 L)
Sprayer Control	Case IH AFS Pro 700, Case IH Viper 4+			
Product Pump	Centrifugal-hydraulic motor drive by product control system			
Foam Marker	7 gal. (27 L) self-contained foam marker system	55 gal. (208 L) high-volume foam marker system. Air supply take from turbocharger.	55 gal. (208 L) high-volume foam marker system. Air supply take from turbocharger standard; engine-driven air compressor optional.	
Rinse Tank	74 gal. (280 L)	112 gal. (424 L)		140 gal. (530 L)



SAFETY NEVER HURTS![™] Always read the Operator's Manual before operating any equipment. Inspect equipment before using it, and be sure it is operating properly. Follow the product safety signs, and use any safety features provided. CNH Industrial America LLC reserves the right to make improvements in design and changes in specifications at any time without notice and without incurring any obligation to install them on units previously sold. Specifications, descriptions and illustrative material herein are as accurate as known at time of publication, but are subject to change without notice. Availability of some models and equipment builds varies according to the country in which the equipment is used.

©2019 CNH Industrial America LLC. All rights reserved. Case IH is a trademark registered in the United States and many other countries, owned by or licensed to CNH Industrial N.V., its subsidiaries or affiliates. Any trademarks referred to herein, in association with goods and/or services of companies other than CNH Industrial America LLC, are the property of those respective companies. Printed in U.S.A. www.caseih.com CIH19080701