

Perkins 1104D-E44TA max. power	116.9 kW / 157 PS
Performance characteristics T3028	106 kW / 144 PS @ 2200 rpm
Torque	556 Nm @ 1400 rpm
Displacement	4400 ccm (268 cu inches)
Emission standard	EU Norm 97/68/EC Stage 3A US EPA 40 CFR 89 Tier 3
Starter	4.5 kW
Alternator	85 A
Battery	2x 70 Ah - 760 A
Sound pressure	L _{pA} 75 dB(A)
Sound level	L _{WA} 99 dB(A)
Cooling system	5- circuit cooling system
Max. ambient temperature	46 °C (115° F)
Tank capacity diesel (tank/chassis tank)	260 l (120 l / 140 l) 68.7 gal (31.7 gal / 37 gal)
Hydraulic system capacity (tank)	200 l (140 l) 52.8 gal (37 gal)
Slewing rate (powerful/fast)	4 rpm; 9 rpm
Slew torque	48'000 Nm
Rotation crown wheel	Modul 10
Working transverse to slope	70 %
Working longitudinally to slope	100 %
Turning circle	17 m
Travelling speed	0-6 km/h (0-4 mph)
Climbing ability on roads up to	50 %
Tensile strength	69 kN (ISO 6015)
Breakaway torque	92 kN (ISO 6015)
Lifting power	3 m/55 kN (5.5 t) 9' 10"/55 kN 5 m/28 kN (2.8 t) 16' 5"/28 kN 7 m/16 kN (1.6 t) 22' 12"/16 kN
Weight	From 12'900 kg (28.437 lb)
Cab	ROPS / FOPS DIN ISO 3471 und DIN 24090
Track	400 mm (1' 4")

Optionen

Track plates	Small profile (tripple)

229052007

Technical changes are possible without further notice!

Dok-ID 94368C-

www.kaiser.li

Rugged design

Undercarriage

Solid undercarriage, large dimension bearings, surface treated bolts and bronze bushings guarantee maximum life span. Optimised weight distribution with low gravity center for maximum stability in difficult terrain. Well protected hose guides, generally integrated in steel.

Boom

Heavy Duty boom with long reach and excellent load lifting capacity, which can be fully utilized due to high stability. Centering fix for quick and easy bucket change. Solid connecting rod and shear. All bolts on boom screwed. Advertising board on left and right on boom. Boom piping arranged for optimal protection of hydraulic hoses. Six hydraulic connections for accessories such as hydraulic tilt bucket, hammer and grapple bucket.

Hydraulic cylinders

All boom cylinders are provided with end position damping and spherical joint bearing. Cylinders in undercarriage are provided with spherical joint bearings and hose fracture safety valves to ensure that the excavator maintains its position in the event of a failure.

Top performance

Slewing drive

Torque controlled 360° continuous slewing drive with 48kNm. Axial piston variable speed motor with two operating modes for fast (0-9 rpm) and powerful (0-4 rpm) slewing with maximum positioning accuracy. Two-speed planetary gearing with automatic disc brake in oil bath. Rugged ball bearing slewing ring module type 10 with hardened tooth profiles.

Drive

Steerable delta tracks on all four legs. Closed hydraulic circuit with separate pump for maximum performance. Driving and working movements can be performed simultaneously. Precise handling through power control. Axial piston variable speed motor with two operating modes for fast and powerful driving with maximum handling precision. Three-speed planetary gearing with disc brake in oil bath. The parking brake is applied manually via joystick for precise manoeuvring in difficult terrain without damage.

Mobility

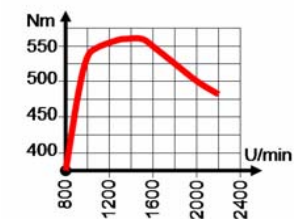
Maximum mobility with intelligent all-wheel steering kinematics. Small turning circle and excellent track precision over the entire adjustment range.

Safe operation in terrain and low soil pressure. Various steering modes displayable: Dog, front wheel, rear wheel, all-wheel, proportional and delayed steering.

Engine

Perkins (CAT) 4-cyl. diesel engine, type 1104D-E44TA. 116.9 kW (157PS); 556 Nm at 1400 rpm. Electronically controlled; ACERT Common Rail injection system, exhaust standard 97/68/EC Stage IIIA or US EPA Stage 3. Control of injection system by original Perkins (CAT) ECU control system. The most powerful and high-torque diesel engine in its class, thanks to 4-valve technology.

Fig: Torque characteristic Perkins 1104D-E44TA



Electrical system

24V, battery 2x70Ah, alternator 85A, starter 4.5kW. Three working lights for excellent illumination. Horn, parallel wipers with washer/wiper system and parking position "Emergency stop switch", radio with CD. Electronic fan, pump and engine management.

Cooling system

5-circuit cooling system for hydraulic oil, cooling water, charge air, diesel fuel and air conditioning. The electronic fan management ensures optimal temperatures at all times, reduces fuel consumption and maintains noise at a low level. Worldwide approval up to ambient temperatures of 46°C (115° F) at maximum power. Coarse and fine filters protect the easy to clean radiator.

Precise hydraulics

Bosch Rexroth LUDV Load Sensing Hydraulics. The system operates with a power-controlled swash plate axial piston pump. Operating pressure 300 bar (4350 psi); 290 litres/min. (76.3 gal/min) for powerful movement. Regenerative function for fast and powerful movement, including priority control for slewing mechanism. Drive in 400 bar (5800 psi) closed circuit; 140 litres/min. (37 gal/min) is operated via a swash plate axial piston pump. The geared pump with a capacity of 45 litres/min. (12 gal/min) supplies the hydraulic fan, secondary flow filtration and cooling. The ideal vehicle for power-intensive drive units, e.g. harvesters, mulchers, drill rigs, rammers, etc.



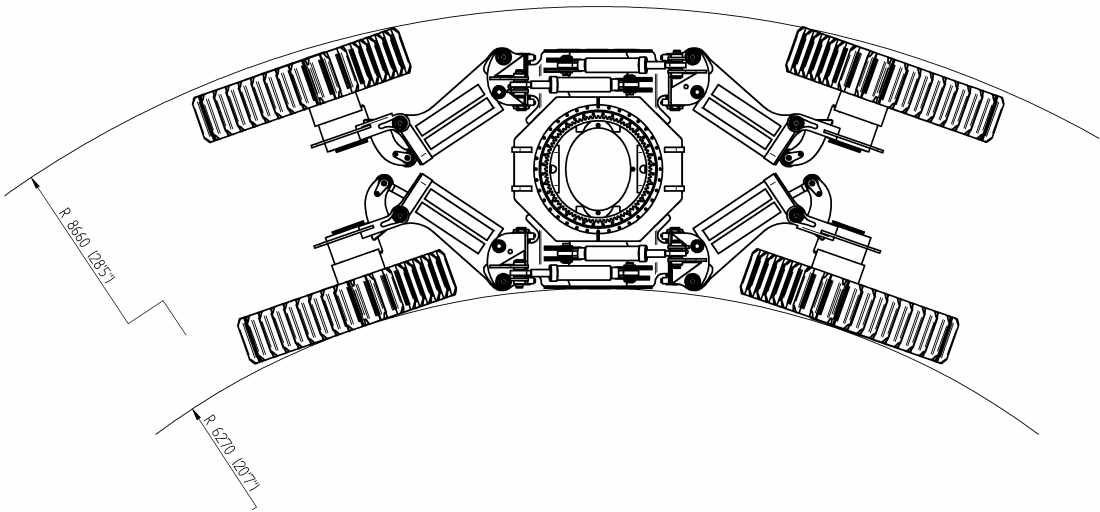
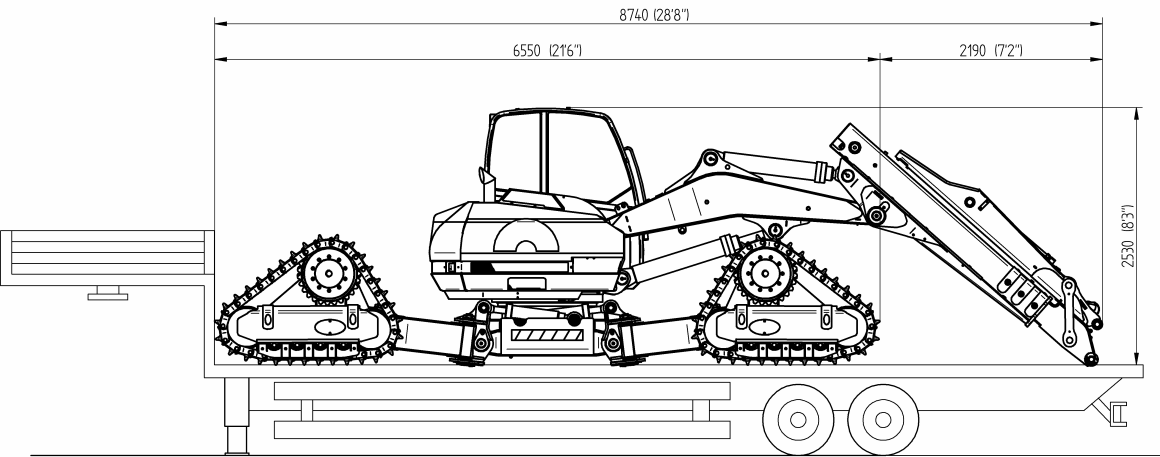
Maximum comfort

Control
Futura® joystick in an optimal ergonomic design for left and right-hand use; guaranteed functionality and reliability. All functions can be selected directly via the joystick, no release of the control necessary (brake, display switching and speed selection).
Three ergonomically arranged pedals for actuating telescopic, driving and additional connection. Plenty of leg room and foot support options including foot rail.

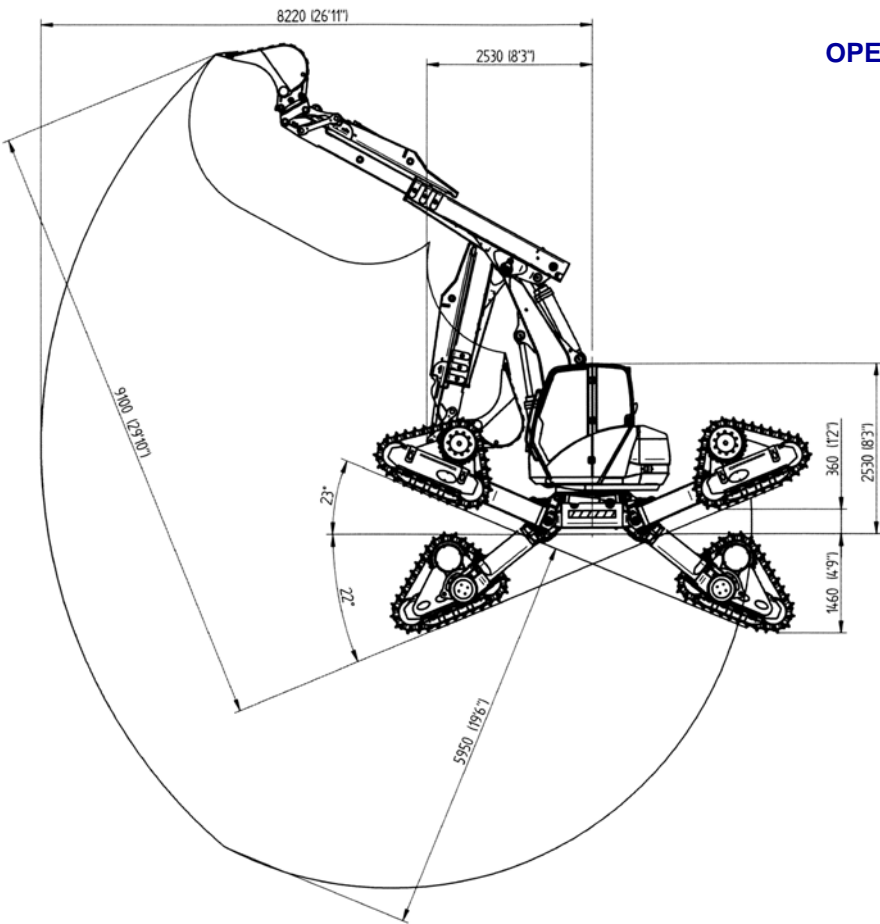
Instrument panel
Instrument panel with colour display as user interface and for indication of all important operating states.
A large number of user modes are available for work alleviation: Power, working, steering mode, etc.

Toggle switch for speed selection, slewing fast/powerful, washer/wiper system, working light, seat heating, etc.

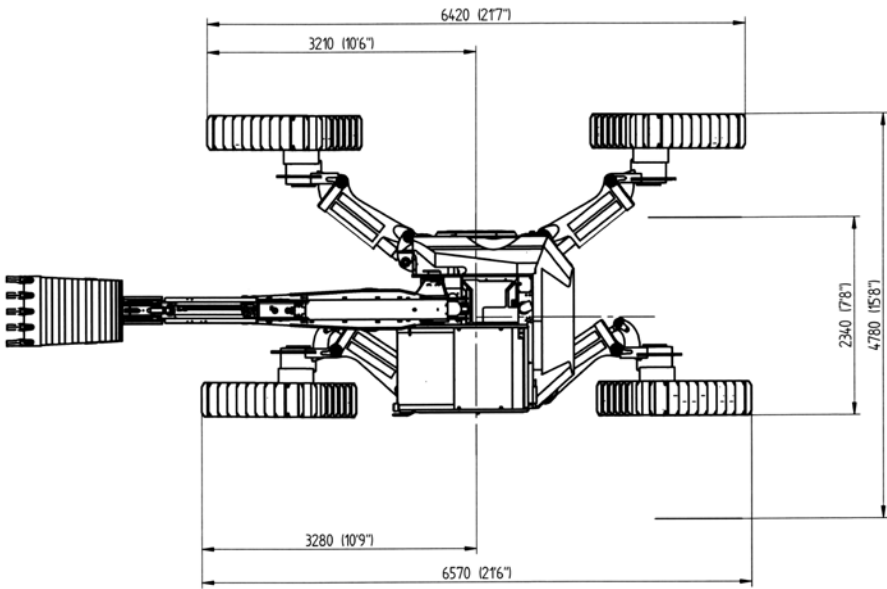
Cab
Comfortable, safety cab with wide door, clear all-round view and plenty of legroom. ROPS and FOPS test according to DIN ISO 3471 and DIN 24090. Continuous inward opening windshield, (without cross member) ensures clear all-round view. Glass roof for maximum visibility.
Low vibration and noise level due to hydraulic suspension and hermetic insulation (Engineered in cooperation with research Universities and Institutions). Air-suspension seat with high backrest and numerous adjustment options.
Roof sunblind.
Hydraulic one-hand cab tilting device.



MOBILITY



OPERATING RANGE



ADJUSTMENT RANGE