

SOOSAN HYDRAULIC BREAKERS

SB Line Compact Range



COMPACT Range

Mini excavator

Skid steer loader

Backhoe loader

The most preferred breakers ; SB Breaker

Since the first breaker rolled out from our factory back in 1984, the ingenious and patented design of Soosan breakers have received recognitions for its superb performance from worldwide customers.

Our compact series are practically an innovated hydraulic breakers while maintaining the superiority of the percussion mechanism and easy maintenance.

Raw materials are selected through stringent procedures.

Consistent quality through automated machinery and high machining skills.

More than 2 decades know-how in heat treatment.

Advanced technology gas & oil percussion mechanism.

Unique features of SB breakers with patents, certificates and citations.




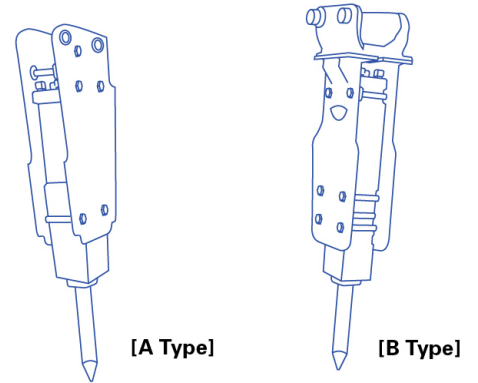
Applications ;

- Site preparation
- Demolition works
- Foundation works
- General construction works
- Road construction





Minimize maintenance costs, Maximize profits

| Technical Specifications TOP series |



- 2 types of side plates available
- Pin-mounted, cap-mounted light weight & compact designed side plates
- Superb performance with high impact power, durability and reliability
- Less heat generation with SB percussion mechanism
- Very reliable operation even under the back pressure up to 10bar



TOP series (A type : Pin mounted / B type : Top cap mounted)

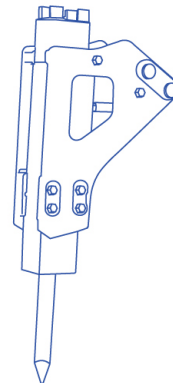
Specifications

Description	Unit	SB10II	SB20II	SB30II	SB35II	SB40II	SB43II	SB45	SB50
Operating weight A type / B type	kg (lbs)	73 / 90 (161 / 198)	100 / 110 (220 / 244)	120 / 135 (265 / 298)	189 / 204 (417 / 450)	230 / 273 (507 / 602)	282 / 304 (622 / 670)	496 / 516 (1,093 / 1,137)	- / 890 (- / 1,962)
Applicable carrier	ton (lbs)	0.8~2.5 (1,764~5,511)	1.2~3.0 (2,645~6,614)	2.5~4.5 (5,511~9,920)	3.0~5.5 (6,614~12,125)	4.0~7.0 (8,818~15,432)	6.0~9.0 (13,228~19,841)	7.0~14.0 (15,432~30,865)	11.0~16.0 (24,251~35,274)
Height A type / B type	mm (inch)	1,072 / 1,150 (42 / 45.3)	1,190 / 1,254 (44 / 49.4)	1,287 / 1,313 (50.7 / 51.7)	1,382 / 1,452 (54.4 / 57.2)	1,616 / 1,602 (63.6 / 63.1)	1,849 / 1,869 (72.8 / 73.6)	2,156 / 2,225 (84.9 / 87.6)	- / 2,358 (- / 92.8)
Required oil flow	l/min (g/min)	15~30 (4.0~8.0)	20~40 (5.3~10.6)	25~50 (6.6~13.2)	30~60 (7.9~16.0)	40~70 (10.6~18.5)	50~90 (13.2~23.8)	60~100 (15.9~26.4)	80~110 (21.1~29.1)
Operating pressure	bar (psi)	90~120 (1,280~1,707)	90~120 (1,280~1,707)	90~120 (1,280~1,707)	100~130 (1,422~1,849)	110~140 (1,560~1,991)	120~150 (1,707~2,134)	130~160 (1,849~2,276)	150~170 (2,134~2,418)
Impact rate	bpm	800~1,400	700~1,200	600~1,100	500~1,000	500~900	400~800	400~800	350~700
Tool diameter	mm (inch)	40 (1.6)	45 (1.8)	53 (2.1)	60 (2.4)	68 (2.7)	75 (3.0)	85 (3.3)	100 (3.9)

*B type is only available on SB50

Stronger, Faster and more Durable

| Technical Specifications SIDE series |



- Superb performance with high impact power, durability and reliability
- Less heat generation with SB percussion mechanism
- Very reliable operation even under the back pressure up to 10bar



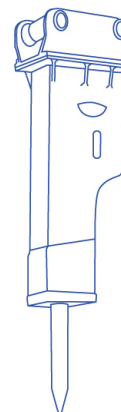
SIDE series

Specifications

Description	Unit	SB10II	SB20II	SB30II	SB35II	SB40II	SB43II	SB45	SB50
Operating weight	kg (lbs)	70 (154)	90 (198)	120 (265)	180 (397)	250 (551)	380 (838)	510 (1,124)	765 (1,687)
Applicable carrier	ton (lbs)	0.8~2.5 (1,764~5,511)	1.2~3.0 (2,645~6,614)	2.5~4.5 (5,511~9,920)	3.0~5.5 (6,614~12,125)	4.0~7.0 (8,818~15,432)	6.0~9.0 (13,228~19,841)	7.0~14.0 (15,432~30,865)	11.0~16.0 (24,251~35,274)
Height	mm (inch)	972 (38.3)	1,071 (42.2)	1,147 (45.2)	1,239 (48.8)	1,349 (53.1)	1,618 (63.7)	1,827 (71.9)	1,934 (76.1)
Required oil flow	l/min (g/min)	15~30 (4.0~8.0)	20~40 (5.3~10.6)	25~50 (6.6~13.2)	30~60 (7.9~16.0)	40~70 (10.6~18.5)	50~90 (13.2~23.8)	60~100 (15.9~26.4)	80~110 (21.1~29.1)
Operating pressure	bar (psi)	90~120 (1,280~1,707)	90~120 (1,280~1,707)	90~120 (1,280~1,707)	100~130 (1,422~1,849)	110~140 (1,560~1,991)	120~150 (1,707~2,134)	130~160 (1,849~2,276)	150~170 (2,134~2,418)
Impact rate	bpm	800~1,400	700~1,200	600~1,100	500~1,000	500~900	400~800	400~800	350~700
Tool diameter	mm (inch)	40 (1.6)	45 (1.8)	53 (2.1)	60 (2.4)	68 (2.7)	75 (3.0)	85 (3.3)	100 (3.9)

Less noise, Less vibrations!

| Technical Specifications TS-P series |



- Fully enclosed housing with robust structure
- Service friendly design and less maintenance costs
- Vibration damping system
- Dual recoil-absorbing urethane cushions are applied
- Operator-friendly with low vibration



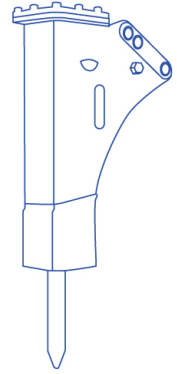
TS-P series

Specifications

Description	Unit	SB10 II TS-P	SB20 II TS-P	SB30 II TS-P	SB35 II TS-P	SB40 II TS-P	SB43 II TS-P	SB45 TS-P	SB50 TS-P
Operating weight	kg (lbs)	102 (225)	126 (278)	152 (335)	224 (494)	295 (650)	375 (827)	571 (1,259)	861 (1,898)
Applicable carrier	ton (lbs)	0.8~2.5 (1,764~5,511)	1.2~3.0 (2,645~6,614)	2.5~4.5 (5,511~9,920)	3.0~5.5 (6,614~12,125)	4.0~7.0 (8,818~15,432)	6.0~9.0 (13,228~19,841)	7.0~14.0 (15,432~30,865)	11.0~16.0 (24,251~35,274)
Height	mm (inch)	1,135 (44.7)	1,213 (47.8)	1,317 (51.9)	1,472 (58.0)	1,620 (63.8)	1,899 (74.8)	2,161 (85.0)	2,316 (91.2)
Required oil flow	l/min (g/min)	15~30 (4.0~8.0)	20~40 (5.3~10.6)	25~50 (6.6~13.2)	30~60 (7.9~16.0)	40~70 (10.6~18.5)	50~90 (13.2~23.8)	60~100 (15.9~26.4)	80~110 (21.1~29.1)
Operating pressure	bar (psi)	90~120 (1,280~1,707)	90~120 (1,280~1,707)	90~120 (1,280~1,707)	100~130 (1,422~1,849)	110~140 (1,560~1,991)	120~150 (1,707~2,134)	130~160 (1,849~2,276)	150~170 (2,134~2,418)
Impact rate	bpm	800~1,400	700~1,200	600~1,100	500~1,000	500~900	400~800	400~800	350~700
Tool diameter	mm (inch)	40 (1.6)	45 (1.8)	53 (2.1)	60 (2.4)	68 (2.7)	75 (3.0)	85 (3.3)	100 (3.9)

Optimal design by research and innovation for years

| Technical Specifications BACKHOES series |



- Easy folding for transport
- Quick and easy to connect to your backhoes
- Light weight, low working height and wide working range



BACKHOES series

Specifications

Description	Unit	SB40II BH	SB43II BH	SB40II BH-TS	SB43II BH-TS
Operating weight	kg (lbs)	247 (545)	341 (751)	289 (637)	392 (864)
Applicable carrier	ton (lbs)	4.0~7.0 (8,800~15,000)	6.0~9.0 (13,227~19,841)	4.0~7.0 (8,800~15,000)	6.0~9.0 (13,227~19,841)
Height	mm (inch)	1,459 (57.4)	1,677 (66.0)	1,463 (57.6)	1,736 (68.3)
Required oil flow	l/min (g/min)	40~70 (10.6~18.5)	50~90 (13.2~23.8)	40~70 (10.6~18.5)	50~90 (13.2~23.8)
Operating pressure	bar (psi)	110~140 (1,595~2,031)	120~150 (1,740~2,176)	110~140 (1,595~2,031)	120~150 (1,740~2,176)
Impact rate	bpm	500~900	400~800	500~900	400~800
Tool diameter	mm (inch)	68 (2.7)	75 (3.0)	68 (2.7)	75 (3.0)



SB Line Compact Range

SOOSAN
HEAVY INDUSTRIES

Head office / Hwaseong factory

260, Jeongmunsongsan-Ro, Yanggam-Myeon, Hwaseong-si, Gyeonggi-do, Korea
TEL +82-31-350-5273 FAX +82-31-350-5259

Soosan China

Soosan Machinery (Qingdao) Co., Ltd.

North of Keyun-Road, East of Zhengyuan-Road, Qingdao National High-Tech Industrial Development Zone, Qingdao, Shandong Province, China
TEL +86-532-8796-5655 FAX +86-532-6868-2362

Soosan Machinery & Equipment (Xiamen) Co., Ltd.

23 Rixin-Road, XingLin-District, Xiamen-City, FuJian-Province, China
TEL +86-592-621-1230 FAX +86-592-621-3231

Soosan Europe

Ohmweg 18, 3208 KE, Spijkenisse, Netherlands
TEL +31-181-64-7194 FAX +31-181-64-1038

Soosan Dubai

P.O. BOX : 262280, LOB14-313 Jebel Ali Free Zone, Dubai, UAE
TEL +971-4-881-0502 FAX +971-4-881-0503

Soosan USA Inc.

1261 Wiley Rd Unit B Schaumburg, IL 60173
TEL +847 744 5982 FAX +847 890 6278

Regional Contact Point

Asia : asia@soosan.co.kr
Australia, Oceania : australia@soosan.co.kr
Russia, CIS : russia@soosan.co.kr
Middle East : me@soosan.co.kr
Africa : africa@soosan.co.kr
Europe : eu@soosan.co.kr
North, Central, South America : america@soosan.co.kr

POWER TO
SUCCESS

www.soosan.co.kr

Copyright Soosan. Soosan reserves the right to alter specifications without prior notice