



TEREX®

TC50

MINI EXCAVATOR



Specifications

Operating weight	5.0 t
Engine power	26.5 kW (36 HP)
Bucket capacity	68-232 l
Dig depth	3.7 m
Reach	6.2 m

Features

- ▶ Zero-tail machine
- ▶ Extra-wide blade for dozer applications
- ▶ Top-mounted boom cylinders for perfect protection of cylinders and larger range of application
- ▶ Comfort cab with perfect all-round visibility
- ▶ Knickmatik® allows for working closely alongside walls
- ▶ Wide range of proven working tools

WORKS FOR YOU.™

SPECIFICATIONS

ENGINE

Manufacturer, model	Yanmar 4TNV88
Type	4-cylinder diesel engine, EPA/Tier 4 Interim (2008)
Combustion	4-stroke, direct fuel injection
Displacement	2190 cm ³
Net power rating at 2200 rpm (ISO 9249)	26.5 kW (36 HP)
Torque	138 Nm at 1320 rpm
Cooling system	Water

ELECTRICAL SYSTEM

Nominal voltage	12 V
Battery	12 V / 74 Ah
Generator	12 V / 50 A
Starter	12 V / 2.0 kW

TRANSMISSION

Two-stage hydrostatic travel drive with axial piston variable displacement motor and reduction gear, fully enclosed. "Straight-Travel" function. Brake valve for downhill drive. 2 speed ranges:

Travel speed, forward and reverse	0-2.8 / 5.0 kph
Automatic shift-over between speed range 1 and 2.	
Gradeability	max. 60 %
Drawbar pull 1st / 2nd speed range	4280 / 2400 daN

UNDERCARRIAGE

Torsion-proof welded design. Crawler unit carriers in sloped design for dirt outlet. Maintenance-free crawler-type undercarriage. Idler suspension with hydraulic crawler track tensioning.

Width rubber crawlers / steel crawlers	400 mm
Tread width	1590 mm
Total length (sprocket - idler)	1920 mm
Total length (undercarriage)	2430 mm

DOZER BLADE

Independent of drive train, sensitive control via hand lever.

Width x height	1990 x 400 mm
Dozer cut below ground	220 mm
Dozer lift above ground	500 mm
Slope angle	38°

STEERING

Independent, individual control of crawler chains, also counterwise. Sensitive control via hand levers combined with foot pedals. Pedal console serving as foot rest.

SWING SYSTEM

Hydrostatic drive, also acts as wear-resistant brake. Additional spring-loaded multi-disc brake. Internally toothed ring gear.

Swing speed	0-10 rpm
-------------	----------

KNICKMATIK®

Lateral parallel adjustment of boom arrangement at full dig depth.

Angle of articulation / lateral adjustment left	67° / 860 mm
Angle of articulation / lateral adjustment right	64° / 770 mm

FLUID CAPACITIES

Fuel tank	65 l
Hydraulic system (incl. tank 60 l)	90 l



OPERATING DATA, STANDARD EQUIPMENT

Transport weight (incl. QAS, without bucket)	4820 kg
Operating weight acc. to ISO 6016 (incl. operator)	5020 kg
Total length (travel position)	3570 mm
Total height (travel position)	3895 mm
Overall width (undercarriage)	1990 mm
Total width (uppercarriage)	1850 mm
Uppercarriage tailswing	995 mm
Uppercarriage frontswing	2020 mm
Working envelope 180° / 360°	3015 / 4040 mm
Ground clearance	360 mm
Bucket digging force (ISO 6015)	31,200 N
Stick digging force (ISO 6015)	27,000 (23,800*) N
Ground pressure (rubber crawlers)	0.27 daN/cm ²
Ground pressure (steel crawlers)	0.28 daN/cm ²

HYDRAULIC SYSTEM

Variable pump capacity	max. 140 l/min
Working pressure	250 bar

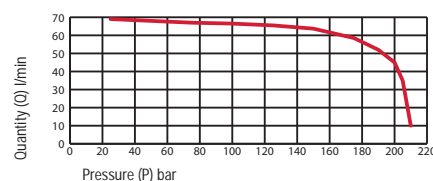
Working hydraulics: LS-axial-piston variable displacement pump, load sensing and load-independent flow distribution (LUDV) for all work functions and travel drive. Simultaneous independent control of all movements.

Tank-immersed return filter with electric contamination indicator, full flow filtration. Hydraulic oil radiator provided as standard. Boom, dipperstick and articulated cylinders with end-positioning damping on both sides, bucket retract function with one-side end-position damping.

Open return provided as standard. All functions can be activated proportionally. Two servo-assisted joystick controls for excavator operations. Shut-off of all functions when operator dismounts from machine.

Control circuit for work attachments (standard):

Diagram shows P/Q provided on couplers



CAB

Spacious, sound-insulated full-vision steel cab, FOPS** (acc. to ISO 3449) and TOPS (acc. to ISO 12117) certified. Door with large entry zone on left-hand side. Sliding window on right-hand side. Safety glass windows, thermo windows tinted in green. Skylight thermo window, bronze tinted. Panoramic rear window. Front window supported by pneumatic springs, lockable for ventilation and slidable under cab roof. Fixed window part without frame which obstructs the forward view. Windshield washer system. Storage compartment. Preparation for radio installation. Left-hand outside rear-view mirror.

Cab heating with windshield defroster through coolant heat exchanger and 2-speed fan, ventilating mode in summer.

Operator's seat MSG 85 (standard version), hydraulic damping, height-adjustable, longitudinal-horizontal suspension. Lap belt.

Instrument panel on the right-hand side of the operator's seat with visual & acoustic warning device, hour-meter, instrument cluster with large fuel gauge.

Working flood lights Halogen H-3 front left.

Noise emission ambiance L _{WA}	94 dB (A)
---	-----------

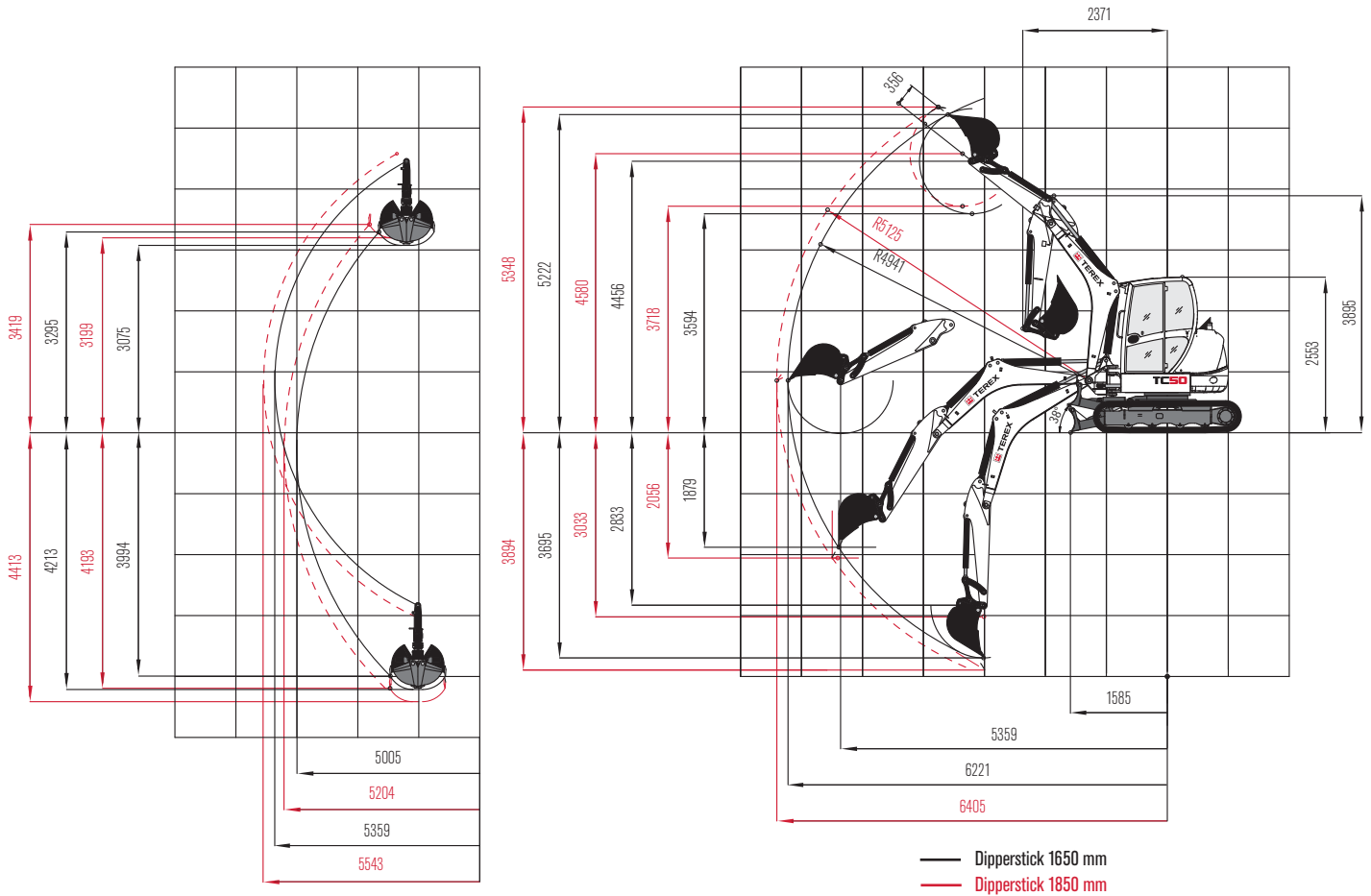
Noise emission cab L _{PA}	79 dB (A)
------------------------------------	-----------

Yellow beacon, radio, immobilizer (anti-theft device), working floodlights prepared for optional installation.

*with dipperstick 1850 mm (optional)

**FOPS-approved only with skylight guard (optional)

WORKING RANGES & DIMENSIONS: MONOBLOC BOOM



LIFTING CAPACITIES

Bucket hinge height		Load radius from center of ring gear													
		2.5 m		3.0 m		3.5 m		4.0 m		4.5 m		5.0 m		5.3 m	
Dipperstick 1650 mm		End	Side	End	Side	End	Side	End	Side	End	Side	End	Side	End	Side
2.0 m	S	-	-	1.68	1.27	1.55	1.00	1.39	0.77	1.24	0.65	1.15	0.54	1.08	0.51
	T	-	-	1.52	1.23	1.09	0.94	0.86	0.76	0.71	0.62	0.58	0.51	0.55	0.48
1.0 m	S	3.56	1.49	2.57	1.16	2.00	0.94	1.64	0.77	1.39	0.63	1.18	0.53	1.04	0.48
	T	1.65	1.42	1.32	1.11	1.03	0.89	0.85	0.72	0.70	0.59	0.57	0.50	0.51	0.45
0 m	S	3.03	1.36	2.44	1.07	1.91	0.85	1.57	0.69	1.28	0.59	1.06	0.50	0.97	0.47
	T	1.56	1.32	1.16	1.02	0.94	0.82	0.77	0.67	0.64	0.56	0.55	0.47	0.51	0.44

All values in tons (t) were determined acc. to ISO 10567 and include a stability factor of 1.33 or 87% of the hydraulic lifting capacity. All values were determined with quick-attach system but without bucket. In case of mounted-on work attachments, the deadweights of the work attachments must be deducted from the permissible operating loads.

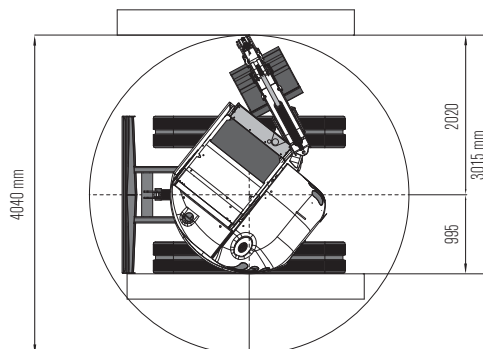
Working equipment: Rubber crawlers.

Abbreviations: S = Supported by blade, T = Traveling

DIMENSIONS

Work equipment:

Monobloc boom with dipperstick 1650 mm



WORK ATTACHMENTS

BUCKETS

Bucket, QAS	300 mm wide, capacity 68 l
Bucket, directly mounted	300 mm wide, capacity 80 l
Bucket, QAS	400 mm wide, capacity 99 l
Bucket, directly mounted	400 mm wide, capacity 112 l
Bucket, QAS	500 mm wide, capacity 131 l
Bucket, directly mounted	500 mm wide, capacity 144 l
Bucket, QAS	600 mm wide, capacity 164 l
Bucket, directly mounted	600 mm wide, capacity 176 l
Bucket, QAS	700 mm wide, capacity 198 l
Bucket, directly mounted	750 mm wide, capacity 225 l
Bucket, QAS	800 mm wide, capacity 232 l
Ditch-cleaning bucket, QAS	1300 mm wide, capacity 191 l
Ditch-cleaning bucket, directly mounted	1250 mm wide, capacity 211 l
Swing bucket, QAS	1300 mm wide, capacity 191 l
Swing bucket, directly mounted	1000 mm wide, capacity 211 l

OPTIONAL EQUIPMENT

BOOM OPTIONS

Monobloc boom, with extended dipperstick 1850 mm

CRAWLER CHAIN OPTIONS

Steel crawler track, 400 mm wide

Rubber-coated steel crawler chain 'Roadliner', 400 mm wide.

HYDRAULIC SYSTEM

Terex 'Fingertip' control for work attachments on right joystick	Hose-rupture / load-retaining valve for boom with load warning device
Terex 'Fingertip' control incl. second additional control circuit on left joystick	Hose-rupture / load-retaining valve for dipperstick
Second control circuit (e.g. for sorting grab)	Biodegradable hydraulic oil / ester-based HLP 68 (Panolin)

Conversion kit from ISO controls to Schaeff controls Float position - dozer blade

DRIVER'S STAND

Operator's seat MSG 85 (comfort version), hydraulic damping, extra-high backrest, tilt-adjustable armrests, longitudinal-horizontal suspension, mechanical lumbar support

Operator's seat MSG 95 (premium version), air damping, extra-high backrest and tilt-adjustable armrests, longitudinal-horizontal suspension, seat and backrest heating, pneumatic lumbar support

GRABS

Clamshell grab GL 1250, grab swing brake	set of shells 250 mm wide, capacity 45 l
Clamshell grab GL 1350, grab swing brake	set of shells 350 mm wide, capacity 65 l
Clamshell grab GL 1450, grab swing brake	set of shells 450 mm wide, capacity 85 l
Clamshell grab GL 1600, grab swing brake	set of shells 600 mm wide, capacity 115 l
Ejector	

OTHER WORK ATTACHMENTS

Hydraulic hammer	Cutting unit
Auger	Quick-change adapter for hydraulic hammer
Load hook integrated in quick-attach system	Bolt-on load hook for bucket rod
Further work attachments available on request	

ENGINE

Diesel exhaust cleaner	Catalyst
------------------------	----------

CAB

Air conditioning	FOPS - skylight guard
Motion alarm incl. horn (to be deactivated on demand)	Electronic immobilizer, keypad operation
Working floodlight, front	Working floodlight, rear
Anti-theft device (immobilizer)	Radio set installation kit
Yellow beacon	Rain guard

OTHER OPTIONAL EQUIPMENT

Mechanical quick-attach system (QAS)	Crane loading wire-rope harness
Quick-attach system, mechanical (genuine Lehnhoff system), type MS03	Canopy with working floodlight (weight reduction: 80 kg)
Additional boom-mounted working floodlight	Electrical refueling pump
Engine-independent diesel heater with fresh air circulation and timer	Special coating / adhesive films
Front dozer blade - extra-long version	Further optional equipment available on request

www.terex.com

Effective Date: February 2011. Product specifications and prices are subject to change without notice or obligation. The photographs and/or drawings in this document are for illustrative purposes only. Refer to the appropriate Operator's Manual for instructions on the proper use of this equipment. Failure to follow the appropriate Operator's Manual when using our equipment or to otherwise act irresponsibly may result in serious injury or death. The only warranty applicable to our equipment is the standard written warranty applicable to the particular product. Terex makes no other warranty, express or implied. Products and services listed may be trademarks, service marks or trade-names of Terex Corporation and/or its subsidiaries in the USA and other countries. All rights are reserved. "Terex" is a registered trademark of Terex Corporation in the USA and many other countries. Copyright © 2011 Terex Corporation

Ref. no.: TERE562UK

Terex GmbH
Schaeffstr. 8, D-74595 Langenburg
Tel: +49 (0)7905 / 58-0 Fax: +49 (0)7905 / 58114
Email: info@terex-schaeff.com www.terex.com



WORKS FOR YOU.™